PrestigePEO™

RENEWAL PLAN OPTIONS GUIDE

www.prestigepeo.com

Reviewing and selecting health plan options

Use the Renewal Plan Options Guide to compare your current Aetna plans with renewal rates and available mapped carrier options. You can review costs, select plans, and confirm transferred enrollments.

1. Create a Renewal Model

Click the “Create New Contribution Model” in the Renewal Portal to start creating your renewal model.

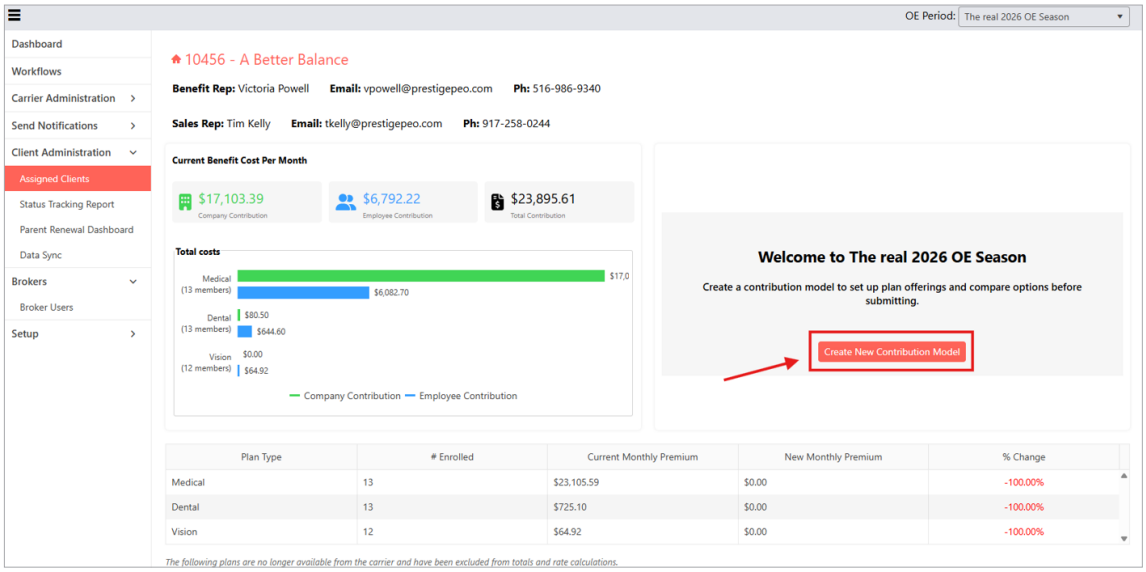

After the model is created, select View Plan Comparisons. This option is available for Aetna clients.

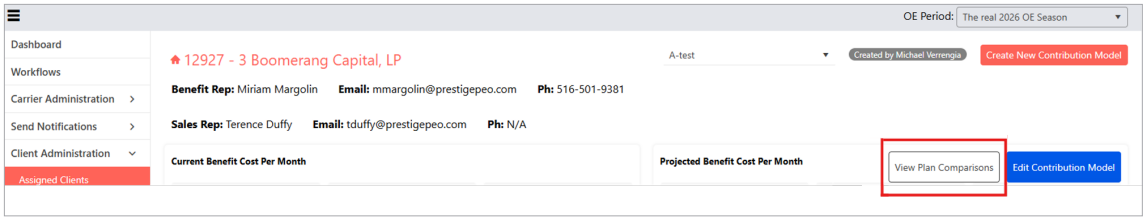

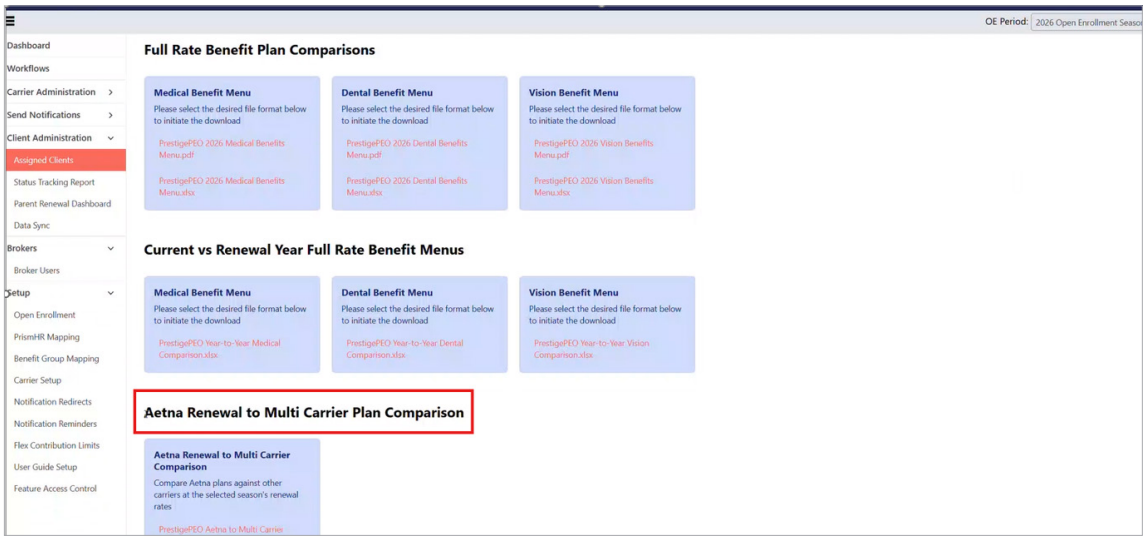

PrestigePEO™

2. Review Plan Comparisons

Select the current Aetna plans you want to compare, then download the comparison workbook. Each selected Aetna plan appears on its own worksheet.

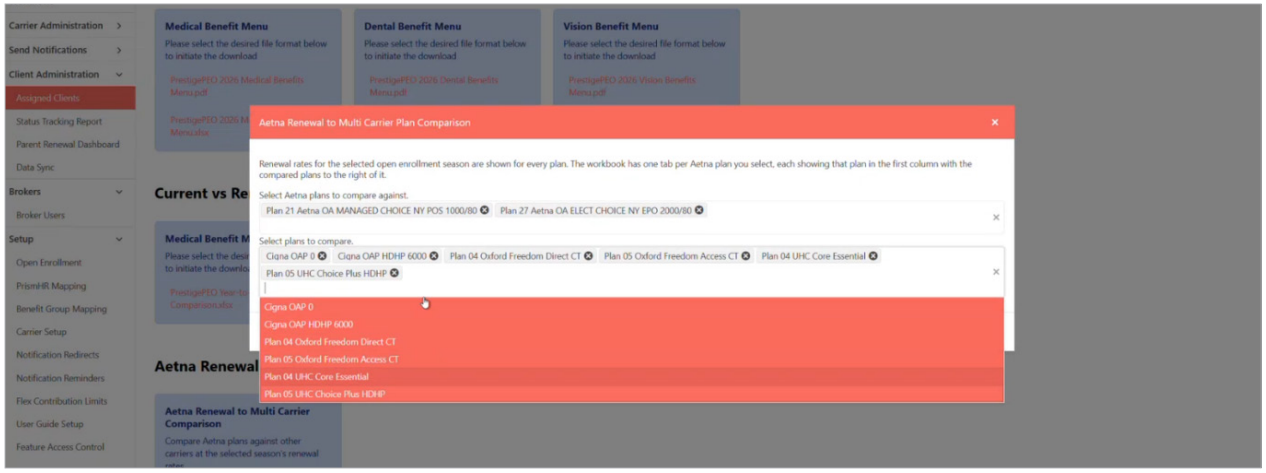

- Current Aetna rates and renewal rates
- Available mapped carrier options
- Enrollment and cost differences
- Percentage increases or decreases

Note: The Plan Comparison covers medical plans only. Dental and vision are not included.

3. Select a Renewal Option

Select Add/Terminate Plans to review the plans available for the benefit group.

Choose the plan you want to offer and save your changes. Available plans are based on your organization's renewal offer.

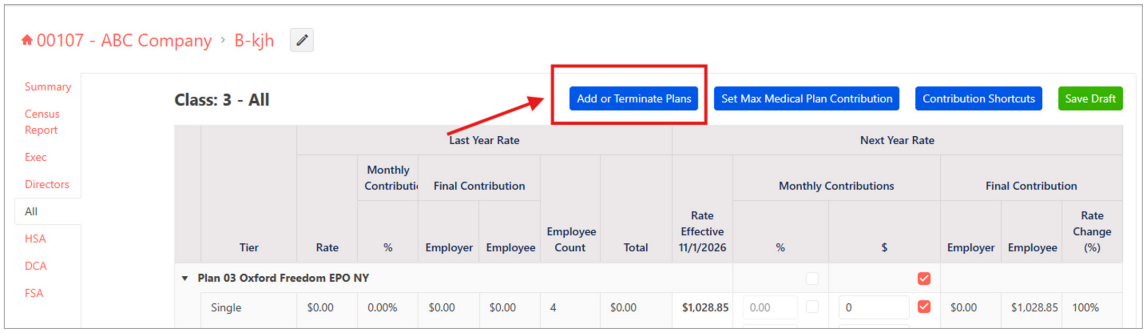

PrestigePEO™

4. Confirm Enrollment Transfer

After a replacement plan is selected, existing employee enrollments transfer from the Aetna plan to the selected replacement.

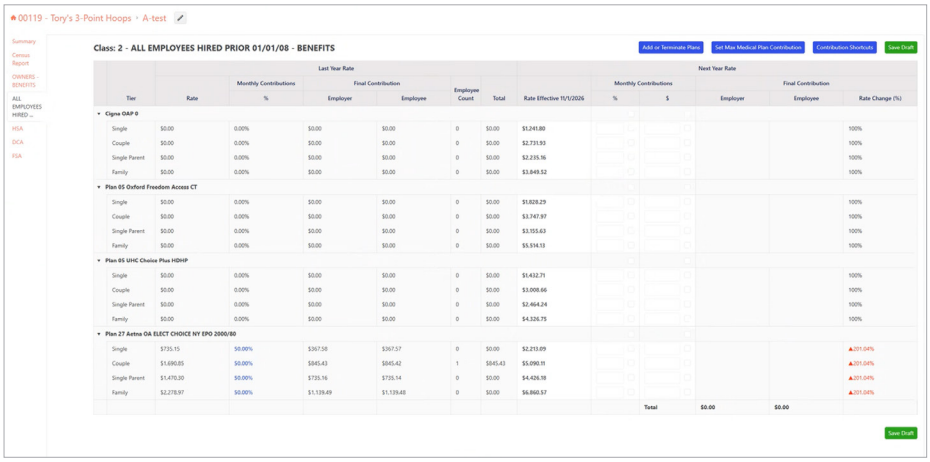

Confirm that the original Aetna plan is no longer active and that enrollment appears under the new plan.

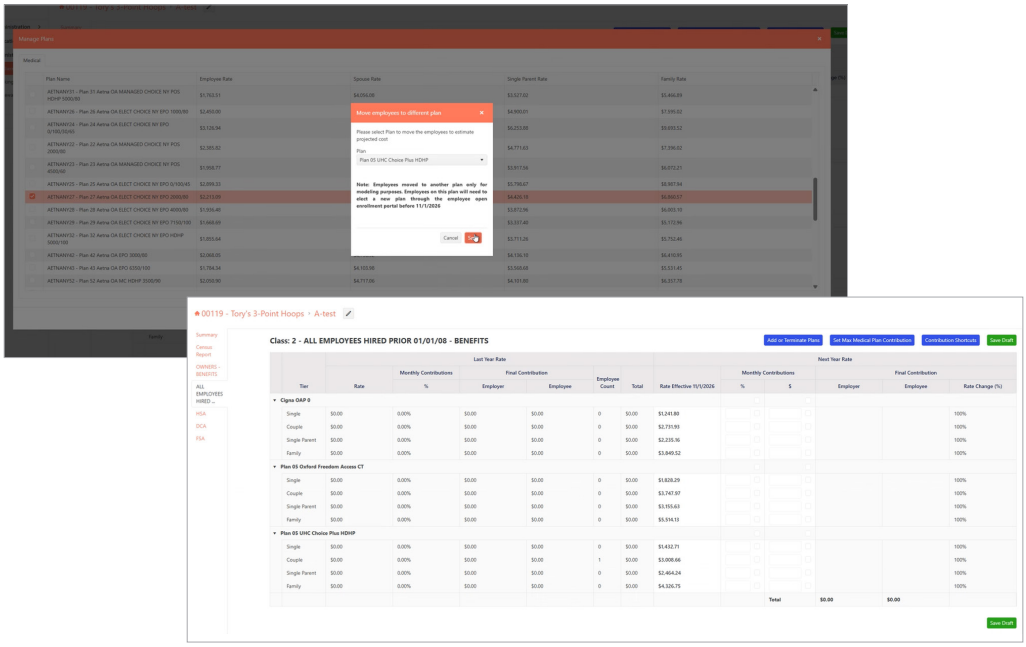

5. Repeat for Each Benefit Group

If your organization has multiple benefit groups or classes, complete the plan selection separately for each group. Different groups may have different plan offerings. Please make sure to complete your dental and vision plan options when submitting your contributions.

Need Additional Options?

Contact your Benefits Specialist or Business Development Manager if you want an option that is not displayed, need different rates reviewed, or notice a missing plan mapping. Additional options may require underwriting review before they appear in the portal.

Important Notes

- *Available plans and carrier rules are specific to your organization.*
- *Some groups may allow multiple carriers, while others may require one carrier.*
- *Save your changes before moving to the next benefit group.*
- *Contact your Benefits Specialist or Business Development Manager with questions.*

www.prestigepeo.com | LinkedIn