

WEBINAR SERIES

# Navigating Your PrestigePEO Renewal Portal

September 4, 2024



# Today's Presenters



**Kathleen Sullivan**

Benefits Account Manager  
PrestigePEO

# Today's Agenda

---

- Benefits Renewal Portal Features
- Getting Started
- Your Dashboard
- Creating a new Contribution Model
- Building Contribution Models
- Entering Your Contribution Amounts
- Setting a Max Contribution
- Creating Different Models
- Submitting Your Renewal

## Webinar Forum

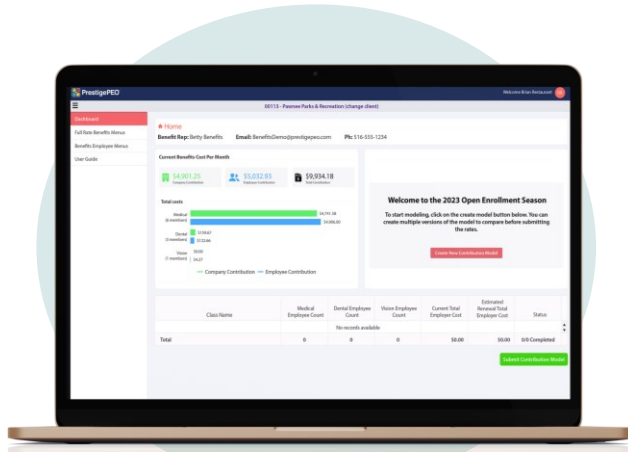
*All participants are muted.*

*Please type questions in the side navigation panel and we will try to address most questions during today's session.*

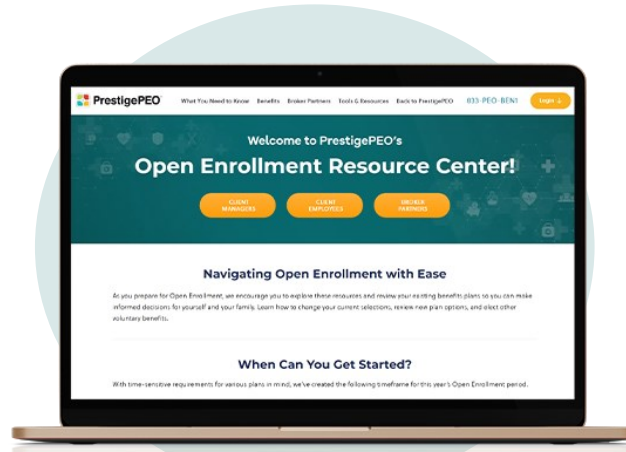
*Today's presentation will be posted on the client manager page of our Open Enrollment Resource center.*

<https://www.prestigepeo.com/openenrollment>

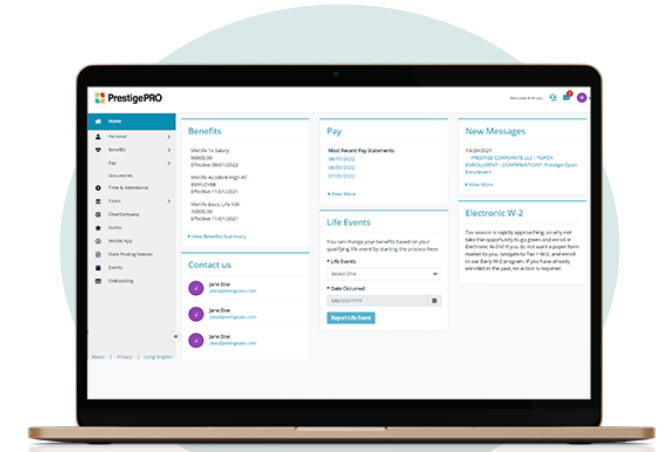
# PrestigePEO Open Enrollment



**Benefits Renewal Portal  
(NEW FEATURES)**



**OE Resource Center  
(located on PrestigePEO.com)**



**Open Enrollment Portal  
(in PrestigePRO)**



Phase 1 for Clients and Brokers

Phase 2 for Clients and WSE's



# PrestigePEO Renewal Portal

## — Key Features —

As we gear up for another Open Enrollment, we have new features in the Benefits Renewal Portal! Last year we completely transformed the renewal process with an exclusive portal created just for PrestigePEO clients and brokers. This year the technology was improved to allow you to plan your benefits for the upcoming year and share those plans with decision makers.


- **Clients and their brokers can see and export everything they need in one place including full rate menus for medical, dental, and vision options.**
- **Clients can model multiple employer contribution strategies using percentage of premium or dollar amount based on a specific plan or all plans.**
- **Clients can work with their Broker and Benefit Specialist to evaluate plans and contribution strategies.**
- **Clients can save and submit their decisions directly through the portal.**
- **Menus for the employees can be downloaded from the portal.**
- **Plans will be set up for clients' employees and those benefit-eligible employees will get invited to the normal benefit portal to review and make changes for themselves.**

# Benefits Renewal Portal — Working Together —

- Portal features greater range of functionality for clients and brokers
- Data is now streamlined all in one place
- Brokers will receive welcome email to set up log-in credentials
- Clients will receive a welcome letter once the portal opens
- Brokers and clients can both view rates and build up to 3 models
- Renewal and model status indicates user activity
- A step-by-step user guide has been created to assist all users
- Clients submit final models through the portal
- Questions should be directed to Benefit Specialists
- Both clients and brokers can view plans after submission

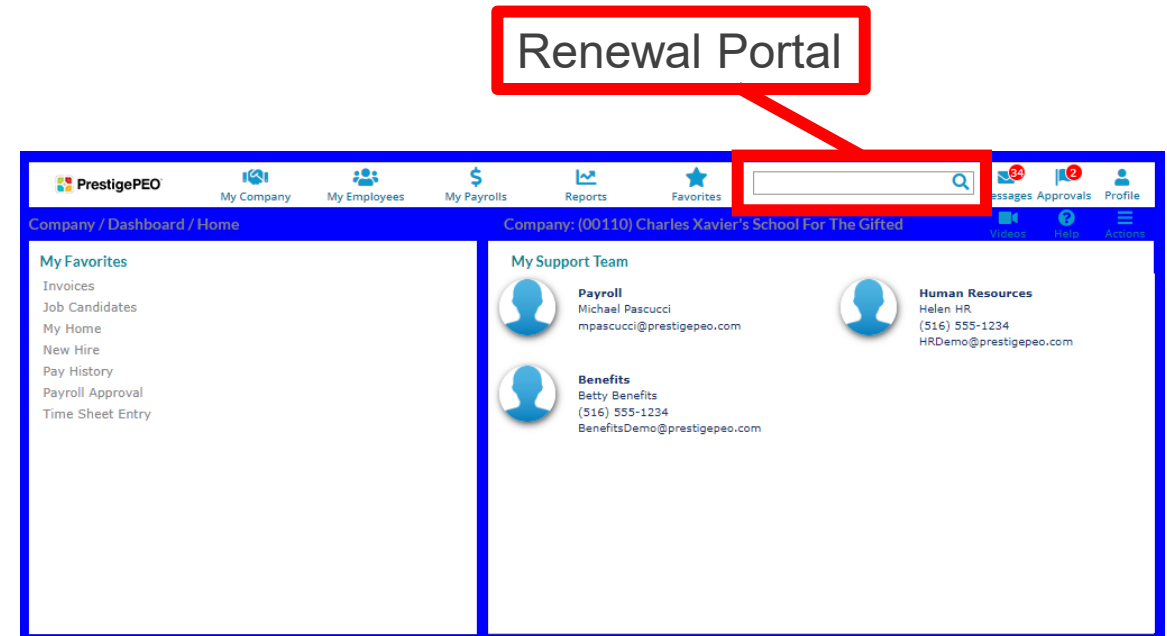


# GETTING STARTED



The image shows the login page for PrestigePEO. At the top left is the PrestigePEO logo, which consists of a square divided into four colored quadrants (green, red, yellow, blue) followed by the text "PrestigePEO™". Below the logo are two input fields: "Username" and "Password". A blue "Sign in" button is positioned below the password field. At the bottom right, there is a link for "Forgot your password?" and the text "PRESTIGE EMPLOYEE ADMINISTRATORS DEMO".

Log in to PrestigePRO with your username and password.



The image shows the PrestigePEO dashboard interface. At the top is a navigation bar with icons for "My Company", "My Employees", "My Payrolls", "Reports", and "Favorites". A search box is located in the upper right corner of this bar, highlighted with a red box and a red arrow pointing to it from the text "Renewal Portal" above. The dashboard content is divided into two main sections: "My Favorites" on the left, listing items like "Invoices", "Job Candidates", "My Home", "New Hire", "Pay History", "Payroll Approval", and "Time Sheet Entry"; and "My Support Team" on the right, which lists three team members: "Payroll" (Michael Pascucci), "Human Resources" (Helen HR), and "Benefits" (Betty Benefits).

In the search box in the upper right corner, type the words "Renewal Portal" and click enter.

Welcome to to 2024 Open Enrollment Season. Please select your company below to review your current renewal and create comparison models with new contributions.

Company Id	Company Name	Status	Action
00110	Charles Xavier's School For The Gifted	In Progress	<a href="#">Review</a>
00105	Demo Cyberdyne Systems	In Progress	<a href="#">Review</a>
00113	Pawnee Parks & Recreation	Not Started	<a href="#">Review</a>
00112	Ryan's Restaurants	In Progress	<a href="#">Review</a>

⏪ ⏩ 1 ⏪ ⏩ 20 items per page 1 - 4 of 4 items

Welcome to to 2024 Open Enrollment Season. Please select your company below to review your current renewal and create comparison models with new contributions.

Company Id	Company Name	Status	Action
00110	Charles Xavier's School For The Gifted	In Progress	<a href="#">Review</a>
00105	Demo Cyberdyne Systems	In Progress	<a href="#">Review</a>
00113	Pawnee Parks & Recreation	Not Started	<a href="#">Review</a>
00112	Ryan's Restaurants	In Progress	<a href="#">Review</a>

Navigation: 1 items per page, 1 - 4 of 4 items






- Dashboard
- Full Rate Benefits Menus
- Benefits Employee Menus
- User Guide

Home

Benefit Rep: Betty Benefits    Email: BenefitsDemo@prestigepeo.com    Ph: 516-555-1234

Sales Rep: Demo Payroll    Email: SalesDemo@prestigepeo.com    Ph: 516-555-1234

Current Benefits Cost Per Month



**\$4,901.25**  
Company Contribution

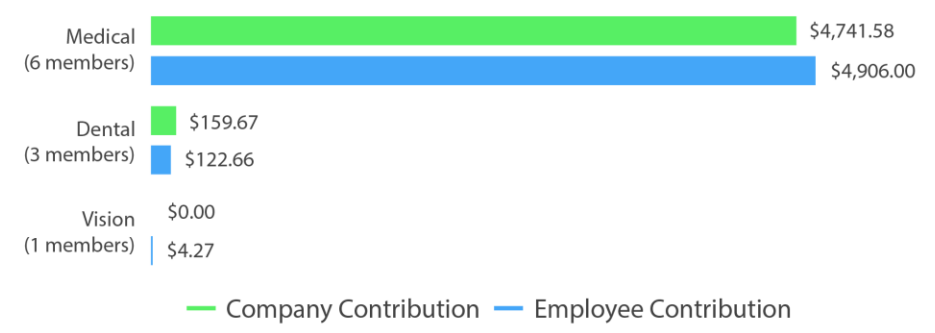


**\$5,032.93**  
Employee Contribution



**\$9,934.18**  
Total Contribution

Total costs



### Welcome to the 2024 Open Enrollment Season

To start modeling, click on the create model button below. You can create multiple versions of the model to compare before submitting the rates.

[Create New Contribution Model](#)

Class Name	Medical Employee Count	Dental Employee Count	Vision Employee Count	Current Total Employer Cost	Estimated Renewal Total Employer Cost	Status
No records available						

00113 - Pawnee Parks &amp; Recreation (change client)



- Dashboard
- Full Rate Benefits Menus
- Benefits Employee Menus
- User Guide

### Home

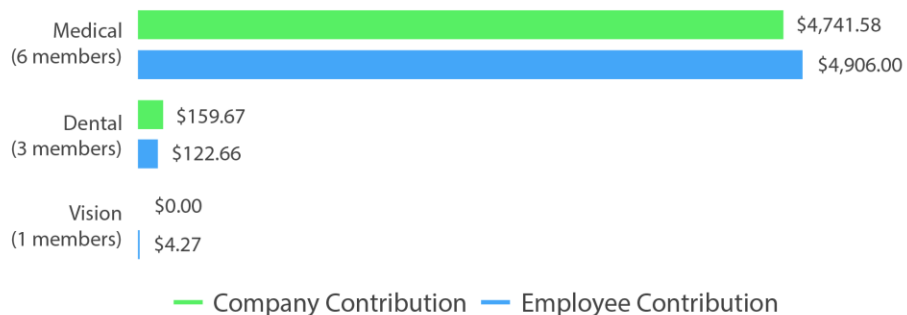
**Benefit Rep:** Betty Benefits    **Email:** BenefitsDemo@prestigepeo.com    **Ph:** 516-555-1234

**Sales Rep:** Demo Payroll    **Email:** SalesDemo@prestigepeo.com    **Ph:** 516-555-1234

#### Current Benefits Cost Per Month



#### Total costs



## Welcome to the 2024 Open Enrollment Season

To start modeling, click on the create model button below. You can create multiple versions of the model to compare before submitting the rates.

[Create New Contribution Model](#)

Class Name	Medical Employee Count	Dental Employee Count	Vision Employee Count	Current Total Employer Cost	Estimated Renewal Total Employer Cost	Status
No records available						



- Dashboard
- Full Rate Benefits Menus
- Benefits Employee Menus
- User Guide

Home


**Benefit Rep:** Betty Benefits    **Email:** BenefitsDemo@prestigepeo.com    **Ph:** 516-555-1234

**Sales Rep:** Demo Payroll    **Email:** SalesDemo@prestigepeo.com    **Ph:** 516-555-1234

Current Benefits Cost Per Month



**\$4,901.25**  
Company Contribution

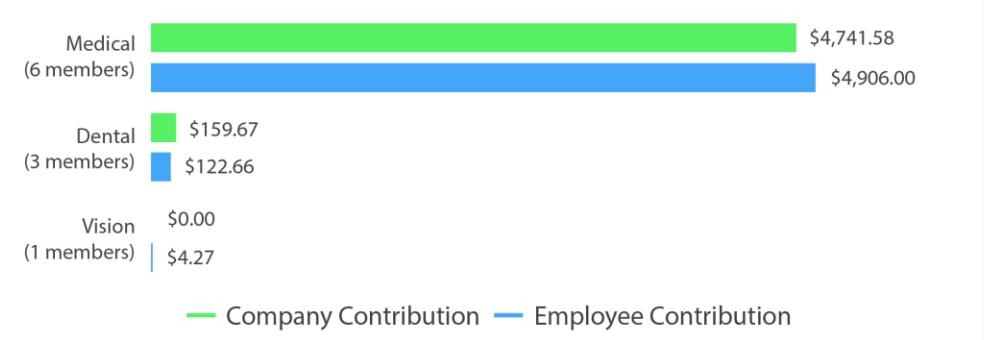


**\$5,032.93**  
Employee Contribution



**\$9,934.18**  
Total Contribution

Total costs



### Welcome to the 2024 Open Enrollment Season

To start modeling, click on the create model button below. You can create multiple versions of the model to compare before submitting the rates.

[Create New Contribution Model](#)

Class Name	Medical Employee Count	Dental Employee Count	Vision Employee Count	Current Total Employer Cost	Estimated Renewal Total Employer Cost	Status
No records available						

# YOUR DASHBOARD



- Dashboard
- Full Rate Benefits Menus
- Benefits Employee Menus
- User Guide

Home

Benefit Rep: Betty Benefits    Email: BenefitsDemo@prestigepeo.com    Ph: 516-555-1234

Sales Rep: Demo Payroll    Email: SalesDemo@prestigepeo.com    Ph: 516-555-1234

Current Benefits Cost Per Month



**\$4,901.25**  
Company Contribution

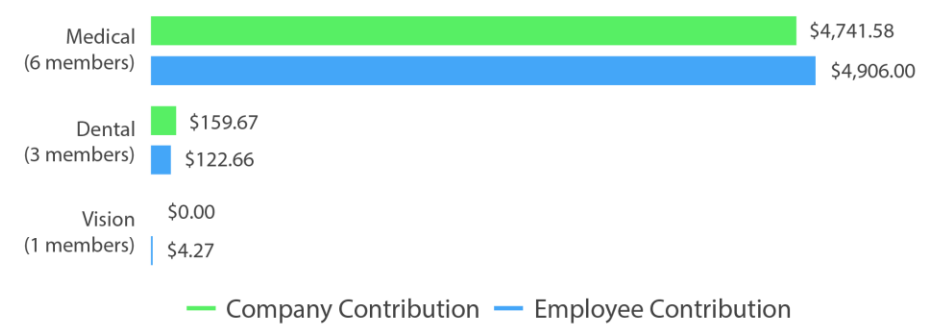


**\$5,032.93**  
Employee Contribution



**\$9,934.18**  
Total Contribution

Total costs



## Welcome to the 2024 Open Enrollment Season

To start modeling, click on the create model button below. You can create multiple versions of the model to compare before submitting the rates.

[Create New Contribution Model](#)

Class Name	Medical Employee Count	Dental Employee Count	Vision Employee Count	Current Total Employer Cost	Estimated Renewal Total Employer Cost	Status
No records available						



- Dashboard
- Full Rate Benefits Menu**
- Benefits Employee Menus
- User Guide

### Full Rate Benefits Menus

**Medical Benefit Menu**

Please select the desired file format below to initiate the download

- [PrestigePEO 2024 Medical Benefits Menu.pdf](#)
- [PrestigePEO 2024 Medical Benefits Menu.xls](#)

**Dental Benefit Menu**

Please select the desired file format below to initiate the download

- [PrestigePEO 2024 Medical Benefits Menu.pdf](#)
- [PrestigePEO 2024 Medical Benefits Menu.xls](#)

**Vision Benefit Menu**

Please select the desired file format below to initiate the download

- [PrestigePEO 2024 Vision Benefits Menu.pdf](#)
- [PrestigePEO 2024 Vision Benefits Menu.xls](#)

### Previous Year Full Rate Benefits Menus

**Medical Benefit Menu**

Please select the desired file format below to initiate the download

- [PrestigePEO 2023 Medical Benefits Menu.pdf](#)
- [PrestigePEO 2023 Medical Benefits Menu.xls](#)

**Dental Benefit Menu**

Please select the desired file format below to initiate the download

- [PrestigePEO 2023 Dental Benefits Menu.pdf](#)
- [PrestigePEO 2023 Dental Benefits Menu.xls](#)

**Medical Benefit Menu**

Please select the desired file format below to initiate the download

- [PrestigePEO 2023 Vision Benefits Menu.pdf](#)
- [PrestigePEO 2023 Vision Benefits Menu.xls](#)





- Dashboard
- Full Rate Benefits Menu**
- Benefits Employee Menus
- User Guide

### Full Rate Benefits Menus

#### Medical Benefit Menu

Please select the desired file format below to initiate the download

- PrestigePEO 2024 Medical Benefits Menu.pdf
- PrestigePEO 2024 Medical Benefits Menu.xls

#### Dental Benefit Menu

Please select the desired file format below to initiate the download

- PrestigePEO 2024 Medical Benefits Menu.pdf
- PrestigePEO 2024 Medical Benefits Menu.xls

#### Vision Benefit Menu

Please select the desired file format below to initiate the download

- PrestigePEO 2024 Vision Benefits Menu.pdf
- PrestigePEO 2024 Vision Benefits Menu.xls

### Previous Year

#### Medical Benefit M

Please select the desired file format below to initiate the download

- PrestigePEO 2023 Medical Benefits Menu.pdf
- PrestigePEO 2023 Medical Benefits Menu.xls

#### Dental Benefit M

Please select the desired file format below to initiate the download

- PrestigePEO 2023 Medical Benefits Menu.pdf
- PrestigePEO 2023 Medical Benefits Menu.xls

#### Vision Benefit M

Please select the desired file format below to initiate the download

- PrestigePEO 2023 Medical Benefits Menu.pdf
- PrestigePEO 2023 Medical Benefits Menu.xls

### Medical Benefit Filter Menus

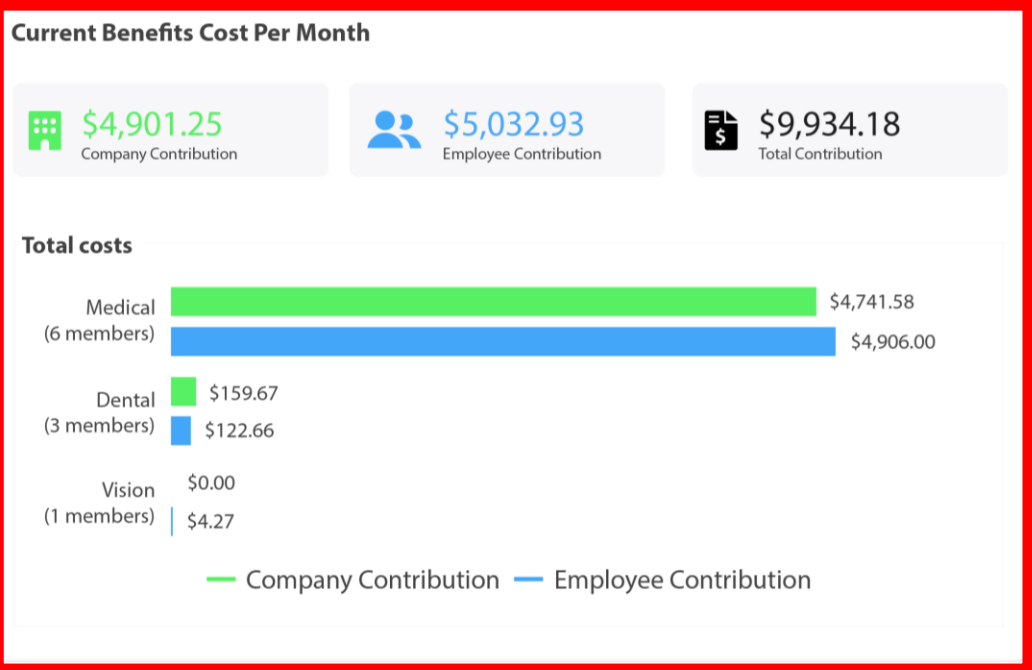
Please select...

*You can choose up to 5 plans*

**Download All** **Close**

**Benefit Rep:** Betty Benefits    **Email:** BenefitsDemo@prestigepeo.com    **Ph:** 516-555-1234

**Sales Rep:** Demo Payroll    **Email:** SalesDemo@prestigepeo.com    **Ph:** 516-555-1234



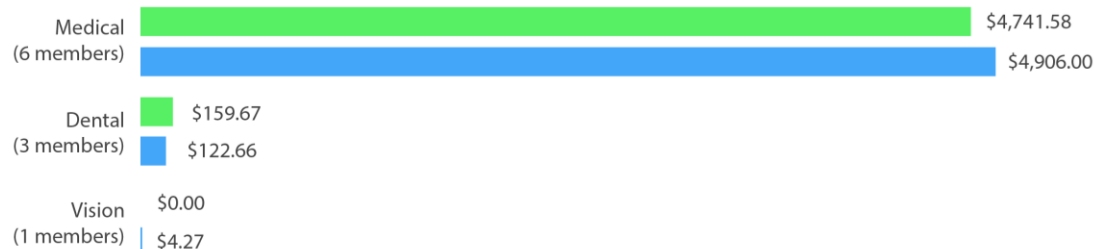
## Welcome to the 2024 Open Enrollment Season

To start modeling, click on the create model button below. You can create multiple versions of the model to compare before submitting the rates.

Create New Contribution Model

Class Name	Medical Employee Count	Dental Employee Count	Vision Employee Count	Current Total Employer Cost	Estimated Renewal Total Employer Cost	Status
		No records available				
<b>Total</b>	<b>0</b>	<b>0</b>	<b>0</b>	<b>\$0.00</b>	<b>\$0.00</b>	<b>0/0 Completed</b>

Submit Contribution Model

[Home](#)**Benefit Rep:** Betty Benefits    **Email:** BenefitsDemo@prestigepeo.com    **Ph:** 516-555-1234**Sales Rep:** Demo Payroll    **Email:** SalesDemo@prestigepeo.com    **Ph:** 516-555-1234**Current Benefits Cost Per Month** **\$4,901.25**  
Company Contribution **\$5,032.93**  
Employee Contribution **\$9,934.18**  
Total Contribution**Total costs**
— Company Contribution    — Employee Contribution
**Welcome to the 2024 Open Enrollment Season**

To start modeling, click on the create model button below. You can create multiple versions of the model to compare before submitting the rates.

[Create New Contribution Model](#)

Class Name	Medical Employee Count	Dental Employee Count	Vision Employee Count	Current Total Employer Cost	Estimated Renewal Total Employer Cost	Status
No records available						

The background is a solid teal color with a faint, repeating pattern of hexagons. Inside these hexagons are various white icons related to healthcare and finance, including a plus sign, a heart with a pulse line, a DNA double helix, a shield with a dollar sign, a piggy bank, a bar chart, a flask, a first aid kit, and a group of people. The icons are scattered across the page, with a higher concentration on the left and right sides.

# CREATING A NEW CONTRIBUTION MODEL



- Dashboard
- Full Rate Benefits Menus
- Benefits Employee Menus
- User Guide

Home

Benefit Rep: Betty Benefits    Email: BenefitsDemo@prestigepeo.com    Ph: 516-555-1234

Sales Rep: Demo Payroll    Email: SalesDemo@prestigepeo.com    Ph: 516-555-1234

Current Benefits Cost Per Month



**\$4,901.25**  
Company Contribution

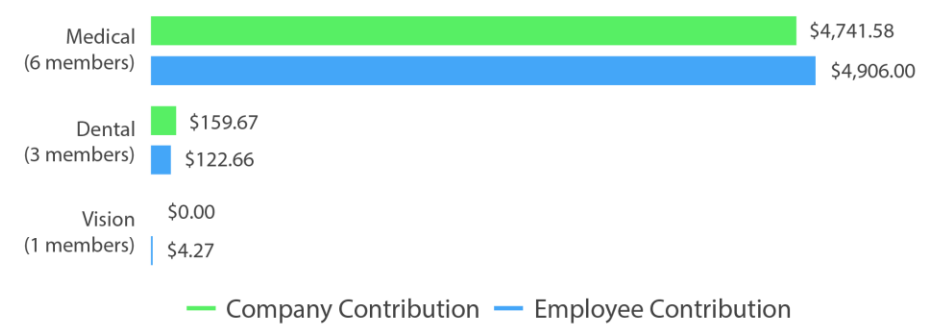


**\$5,032.93**  
Employee Contribution



**\$9,934.18**  
Total Contribution

Total costs



## Welcome to the 2024 Open Enrollment Season

To start modeling, click on the create model button below. You can create multiple versions of the model to compare before submitting the rates.

Create New Contribution Model

Class Name	Medical Employee Count	Dental Employee Count	Vision Employee Count	Current Total Employer Cost	Estimated Renewal Total Employer Cost	Status
No records available						


- Dashboard
- Full Rate Benefits Menus
- Benefits Employee Menus
- User Guide

Home

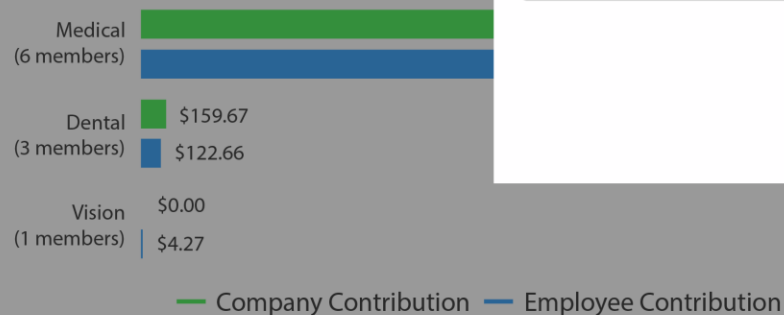
Benefit Rep: Betty Benefits    Email: BenefitsDemo@prestigepeo.com    Ph: 516-555-1234

Sales Rep: Demo Payroll    Email: SalesDemo@prestigepeo.com    Ph: 516-555-1234

Current Benefits Cost Per Month



Total costs



**Create Contribution Model** [X]

Name

Cancel    **Create**

Welcome to the 2024 Open Enrollment Season

Start modeling, click on the create model button below. You can create multiple versions of the model to compare before submitting the rates.

Create New Contribution Model

Class Name	Medical Employee Count	Dental Employee Count	Vision Employee Count	Current Total Employer Cost	Estimated Renewal Total Employer Cost	Status
No records available						



The background is a solid teal color with a faint, repeating pattern of hexagons. Inside these hexagons are various white icons related to healthcare and finance, including a plus sign, a heart with a pulse line, a DNA double helix, a shield with a dollar sign, a piggy bank, a bar chart, a flask, a group of people, and a first aid kit.

# SUMMARY PAGE

Home > Model Version 1

Summary

- OWNERS
- SUPERVISORS
- ALL EMPLOYEES

### Summary

Export

Class Name	Medical Employee Count	Dental Employee Count	Vision Employee Count	Current Total Employer Cost	Estimated Renewal Total Employer Cost	Status
OWNERS	2	1	0	\$3,225.18	\$0.00	Pending !
SUPERVISORS	1	0	0	\$626.07	\$0.00	Pending !
ALL EMPLOYEES	3	2	1	\$5,522.05	\$0.00	Pending !
<b>Total</b>	<b>6</b>	<b>3</b>	<b>1</b>	<b>\$0.00</b>	<b>\$0.00</b>	<b>0/3 Completed</b>

Submit Contribution Model

Home > Model Version 1

- Summary
- OWNERS
- SUPERVISORS
- ALL EMPLOYEES

### Summary

OWNERS	
SUPERVISORS	
ALL EMPLOYEES	
<b>Total</b>	

Tier	Rate	Last Year Rate		Employee Count	Total	Rate Effective 11/01/2023	Next Year Rate			
		Monthly Contributions %	Monthly Contributions \$				Monthly Contributions %	Monthly Contributions \$	Employer	Employee
<b>Plan 01 Oxford Liberty Direct NY</b>										
Single	\$897.57	38.00%	\$350.00	2	\$700.00	\$0.00				0.00%
Couple	\$1,840.47	19.00%	\$350.00	0	\$0.00	\$0.00				0.00%
Single Parent	\$1,549.20	22.00%	\$350.00	0	\$0.00	\$0.00				0.00%
Family	\$2,707.05	12.00%	\$350.00	0	\$0.00	\$0.00				0.00%
<b>Plan 02 Oxford Liberty POS NY</b>										
Single	\$1,094.56	31.00%	\$350.00	0	\$0.00	\$0.00				0.00%
Couple	\$2,220.03	15.00%	\$350.00	1	\$350.00	\$0.00				0.00%
Single Parent	\$1,868.68	18.00%	\$350.00	0	\$0.00	\$0.00				0.00%
Family	\$3,265.29	10.00%	\$350.00	0	\$0.00	\$0.00				0.00%
<b>Plan 03 Oxford Freedom EPO NY</b>										
Single	\$1,252.15	27.00%	\$0.00	0	\$0.00	\$0.00				0.00%
Couple	\$2,566.90	13.00%	\$0.00	1	\$350.00	\$0.00				0.00%
Single Parent	\$2,161.21	16.00%	\$0.00	0	\$0.00	\$0.00				0.00%
Family	\$3,776.44	9.00%	\$0.00	0	\$0.00	\$0.00				0.00%
<b>Plan 08 Oxford Freedom HDHP EPO NY</b>										
Single	\$811.85	61.00%	\$500.00	0	\$0.00	\$0.00				0.00%
Couple	\$1,664.28	30.00%	\$500.00	1	\$350.00	\$0.00				0.00%
Single Parent	\$1,401.23	35.00%	\$500.00	0	\$0.00	\$0.00				0.00%
Family	\$2,448.48	20.00%	\$500.00	0	\$0.00	\$0.00				0.00%
<b>Plan 12 Oxford Metro EPO NY</b>										
Single	\$798.52	100.00%	\$798.52	0	\$0.00	\$0.00				0.00%
Couple	\$1,636.98	100.00%	\$798.52	1	\$350.00	\$0.00				0.00%
Single Parent	\$1,378.26	100.00%	\$798.52	0	\$0.00	\$0.00				0.00%
Family	\$2,408.32	100.00%	\$798.52	0	\$0.00	\$0.00				0.00%
<b>Metlife Dental DHMO</b>										
Single	\$12.75	0.00%	\$0.00	0	\$0.00	\$0.00				0.00%
Couple	\$24.17	0.00%	\$0.00	0	\$0.00	\$0.00				0.00%
Single Parent	\$25.52	0.00%	\$0.00	0	\$0.00	\$0.00				0.00%
Family	\$36.34	0.00%	\$0.00	0	\$0.00	\$0.00				0.00%
<b>Metlife Dental Enhanced</b>										
Single	\$72.69	0.00%	\$0.00	1	\$0.00	\$0.00				0.00%
Couple	\$133.18	0.00%	\$0.00	0	\$0.00	\$0.00				0.00%
Single Parent	\$159.67	0.00%	\$0.00	0	\$0.00	\$0.00				0.00%
Family	\$228.77	0.00%	\$0.00	0	\$0.00	\$0.00				0.00%
<b>Metlife Dental Premium</b>										
Single	\$49.97	0.00%	\$0.00	1	\$0.00	\$0.00				0.00%
Couple	\$91.55	0.00%	\$0.00	0	\$0.00	\$0.00				0.00%
Single Parent	\$109.77	0.00%	\$0.00	0	\$0.00	\$0.00				0.00%
Family	\$157.29	0.00%	\$0.00	0	\$0.00	\$0.00				0.00%
<b>UHC Vision Voluntary</b>										
Single	\$4.27	0.00%	\$0.00	1	\$0.00	\$0.00				0.00%
Couple	\$7.90	0.00%	\$0.00	0	\$0.00	\$0.00				0.00%
Single Parent	\$9.88	0.00%	\$0.00	0	\$0.00	\$0.00				0.00%
Family	\$13.83	0.00%	\$0.00	0	\$0.00	\$0.00				0.00%
<b>Total</b>							\$0.00	\$0.00		

Export

Equal Cost	Status
0.00	Pending !
0.00	Pending !
0.00	Pending !
0.00	0/3 Completed

Submit Contribution Model

Home > Model Version 1

Summary

### Summary

Export

- OWNERS
- SUPERVISORS
- ALL EMPLOYEES

Class Name	Medical Employee Count	Dental Employee Count	Vision Employee Count	Current Total Employer Cost	Estimated Renewal Total Employer Cost	Status
OWNERS	2	1	0	\$3,225.18	\$0.00	Pending !
SUPERVISORS	1	0	0	\$626.07	\$0.00	Pending !
ALL EMPLOYEES	3	2	1	\$5,522.05	\$0.00	Pending !
<b>Total</b>	<b>6</b>	<b>3</b>	<b>1</b>	<b>\$0.00</b>	<b>\$0.00</b>	<b>0/3 Completed</b>

Submit Contribution Model

# BUILDING CONTRIBUTION MODELS

[Home](#) > [Model Version 1](#)

Summary

OWNERS

SUPERVISORS

 ALL  
EMPLOYEES

**Class:3 - ALL EMPLOYEES**
[Add or Terminate Plans](#)
[Set Max Medical Plan Contribution](#)
[Contribution Shortcuts](#)
[Save Draft](#)

Tier	Rate	Last Year Rate				Rate Effective 11/1/2024	Next Year Rate					
		Monthly Contributions		Employee Count	Total		Monthly Contributions		Final Contribution			
		%	\$				%	\$	Employer	Employee	Rate Change%	
<b>▼ Plan 01 Oxford Liberty Direct NY</b>												
Single	\$897.57	38%	\$350.00	2	\$700.00	\$1,005.28	<input type="text"/>	<input type="text"/>	<input type="text"/>	<input type="text"/>	<input type="text"/>	▲ 12.00%
Couple	\$1,840.47	19%	\$350.00	0	\$0.00	\$2,146.73	<input type="text"/>	<input type="text"/>	<input type="text"/>	<input type="text"/>	<input type="text"/>	▲ 16.64%
Single Parent	\$1,549.20	22%	\$350.00	0	\$0.00	\$1,806.99	<input type="text"/>	<input type="text"/>	<input type="text"/>	<input type="text"/>	<input type="text"/>	▲ 16.64%
Family	\$2,707.05	12%	\$350.00	0	\$0.00	\$3,343.41	<input type="text"/>	<input type="text"/>	<input type="text"/>	<input type="text"/>	<input type="text"/>	▲ 23.50%
<b>▼ Plan 02 Oxford Liberty POS NY</b>												
Single	\$897.57	31%	\$350.00	0	\$0.00	\$964.88	<input type="text"/>	<input type="text"/>	<input type="text"/>	<input type="text"/>	<input type="text"/>	▲ 7.50%
Couple	\$1,840.47	15%	\$350.00	1	\$350.00	\$1,978.50	<input type="text"/>	<input type="text"/>	<input type="text"/>	<input type="text"/>	<input type="text"/>	▲ 7.50%
Single Parent	\$1,549.20	18%	\$350.00	0	\$0.00	\$1,665.39	<input type="text"/>	<input type="text"/>	<input type="text"/>	<input type="text"/>	<input type="text"/>	▲ 7.50%
Family	\$2,707.05	10%	\$350.00	0	\$0.00	\$2,910.08	<input type="text"/>	<input type="text"/>	<input type="text"/>	<input type="text"/>	<input type="text"/>	▲ 7.50%
<b>▼ Plan 03 Oxford Freedom EPO NY</b>												
Single	\$1,252.15	27%	\$350.00	0	\$0.00	\$1,346.06	<input type="text"/>	<input type="text"/>	<input type="text"/>	<input type="text"/>	<input type="text"/>	▲ 7.50%
Couple	\$1,840.47	13%	\$350.00	1	\$350.00	\$1,978.50	<input type="text"/>	<input type="text"/>	<input type="text"/>	<input type="text"/>	<input type="text"/>	▲ 7.50%



Home > Model Version 1

Summary

OWNERS

SUPERVISORS

ALL EMPLOYEES

Class:3 - ALL EMPLOYEES

Add or Terminate Plans

Set Max Medical Plan Contribution

Contribution Shortcuts

Save Draft

Tier	Rate	Last Year Rate				Rate Effective 11/1/2024	Next Year Rate				
		Monthly Contributions		Employee Count	Total		Monthly Contributions		Final Contribution		Rate Change%
		%	\$				%	\$	Employer	Employee	
<b>Plan 01 Oxford Liberty Direct NY</b>											
Single	\$897.57	38%	\$350.00	2	\$700.00	\$1,005.28	<input type="text"/>	<input type="text"/>	<input type="text"/>	<input type="text"/>	▲ 12.00%
Couple	\$1,840.47	19%	\$350.00	0	\$0.00	\$2,146.73	<input type="text"/>	<input type="text"/>	<input type="text"/>	<input type="text"/>	▲ 16.64%
Single Parent	\$1,549.20	22%	\$350.00	0	\$0.00	\$1,806.99	<input type="text"/>	<input type="text"/>	<input type="text"/>	<input type="text"/>	▲ 16.64%
Family	\$2,707.05	12%	\$350.00	0	\$0.00	\$3,343.41	<input type="text"/>	<input type="text"/>	<input type="text"/>	<input type="text"/>	▲ 23.50%
<b>Plan 02 Oxford Liberty POS NY</b>											
Single	\$897.57	31%	\$350.00	0	\$0.00	\$964.88	<input type="text"/>	<input type="text"/>	<input type="text"/>	<input type="text"/>	▲ 7.50%
Couple	\$1,840.47	15%	\$350.00	1	\$350.00	\$1,978.50	<input type="text"/>	<input type="text"/>	<input type="text"/>	<input type="text"/>	▲ 7.50%
Single Parent	\$1,549.20	18%	\$350.00	0	\$0.00	\$1,665.39	<input type="text"/>	<input type="text"/>	<input type="text"/>	<input type="text"/>	▲ 7.50%
Family	\$2,707.05	10%	\$350.00	0	\$0.00	\$2,910.08	<input type="text"/>	<input type="text"/>	<input type="text"/>	<input type="text"/>	▲ 7.50%
<b>Plan 03 Oxford Freedom EPO NY</b>											
Single	\$1,252.15	27%	\$350.00	0	\$0.00	\$1,346.06	<input type="text"/>	<input type="text"/>	<input type="text"/>	<input type="text"/>	▲ 7.50%
Couple	\$1,840.47	13%	\$350.00	1	\$350.00	\$1,978.50	<input type="text"/>	<input type="text"/>	<input type="text"/>	<input type="text"/>	▲ 7.50%

[Home](#) > [Model Version 1](#)

Summary

OWNERS

SUPERVISORS

 ALL  
EMPLOYEES

**Class:3 - ALL EMPLOYEES**
[Add or Terminate Plans](#)
[Set Max Medical Plan Contribution](#)
[Contribution Shortcuts](#)
[Save Draft](#)

Tier	Rate	Last Year Rate				Rate Effective 11/1/2024	Next Year Rate				
		Monthly Contributions		Employee Count	Total		Monthly Contributions		Final Contribution		
		%	\$				%	\$	Employer	Employee	Rate Change%
<b>▼ Plan 01 Oxford Liberty Direct NY</b>							<input type="checkbox"/>	<input type="checkbox"/>			
Single	\$897.57	38%	\$350.00	2	\$700.00	\$1,005.28	<input type="text"/>	<input type="checkbox"/>	<input type="text"/>	<input type="checkbox"/>	▲ 12.00%
Couple	\$1,840.47	19%	\$350.00	0	\$0.00	\$2,146.73	<input type="text"/>	<input type="checkbox"/>	<input type="text"/>	<input type="checkbox"/>	▲ 16.64%
Single Parent	\$1,549.20	22%	\$350.00	0	\$0.00	\$1,806.99	<input type="text"/>	<input type="checkbox"/>	<input type="text"/>	<input type="checkbox"/>	▲ 16.64%
Family	\$2,707.05	12%	\$350.00	0	\$0.00	\$3,343.41	<input type="text"/>	<input type="checkbox"/>	<input type="text"/>	<input type="checkbox"/>	▲ 23.50%
<b>▼ Plan 02 Oxford Liberty POS NY</b>							<input type="checkbox"/>	<input type="checkbox"/>			
Single	\$897.57	31%	\$350.00	0	\$0.00	\$964.88	<input type="text"/>	<input type="checkbox"/>	<input type="text"/>	<input type="checkbox"/>	▲ 7.50%
Couple	\$1,840.47	15%	\$350.00	1	\$350.00	\$1,978.50	<input type="text"/>	<input type="checkbox"/>	<input type="text"/>	<input type="checkbox"/>	▲ 7.50%
Single Parent	\$1,549.20	18%	\$350.00	0	\$0.00	\$1,665.39	<input type="text"/>	<input type="checkbox"/>	<input type="text"/>	<input type="checkbox"/>	▲ 7.50%
Family	\$2,707.05	10%	\$350.00	0	\$0.00	\$2,910.08	<input type="text"/>	<input type="checkbox"/>	<input type="text"/>	<input type="checkbox"/>	▲ 7.50%
<b>▼ Plan 03 Oxford Freedom EPO NY</b>							<input type="checkbox"/>	<input type="checkbox"/>			
Single	\$1,252.15	27%	\$350.00	0	\$0.00	\$1,346.06	<input type="text"/>	<input type="checkbox"/>	<input type="text"/>	<input type="checkbox"/>	▲ 7.50%
Couple	\$1,840.47	13%	\$350.00	1	\$350.00	\$1,978.50	<input type="text"/>	<input type="checkbox"/>	<input type="text"/>	<input type="checkbox"/>	▲ 7.50%



- Dashboard
- Full Rate Benefits Menus
- Benefits Employee Menus
- User Guide

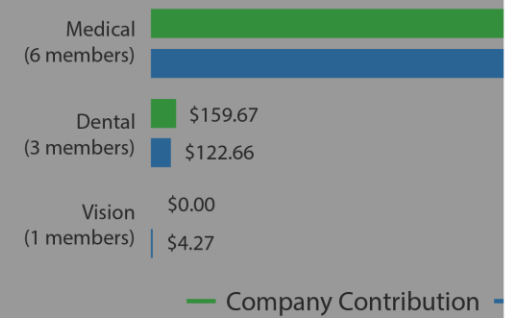
Home

Benefit Rep: Betty Benefits Email: BenefitsDemo@prestigepeo.com Ph: 516-555-1234

Current Benefits Cost Per Month



Total costs



**Contribution Shortcuts** [X]

- Keep same contribution % as previous year
- Keep same contribution \$ as previous year
- Split increase 50/50 between employer and employee
- Assign 100% of increase to employer

Cancel Update Contribution

Welcome to the 2023 Open Enrollment Season

Start modeling, click on the create model button below. You can create multiple versions of the model to compare before submitting the rates.

Create New Contribution Model

Class Name	Medical Employee Count	Dental Employee Count	Vision Employee Count	Current Total Employer Cost	Estimated Renewal Total Employer Cost	Status
No records available						
<b>Total</b>	0	0	0	\$0.00	\$0.00	0/0 Completed

[Home](#) > [Model Version 1](#)

Summary

OWNERS

SUPERVISORS

 ALL  
EMPLOYEES

**Class:3 - ALL EMPLOYEES**
[Add or Terminate Plans](#)
[Set Max Medical Plan Contribution](#)
[Contribution Shortcuts](#)
[Save Draft](#)

Tier	Rate	Last Year Rate				Rate Effective 11/1/2024	Next Year Rate					
		Monthly Contributions		Employee Count	Total		Monthly Contributions		Final Contribution		Rate Change%	
		%	\$				%	\$	Employer	Employee		
<b>▼ Plan 01 Oxford Liberty Direct NY</b>												
Single	\$897.57	38%	\$350.00	2	\$700.00	\$1,005.28	<input type="text"/>	<input type="text"/>	<input type="text"/>	<input type="text"/>		▲ 12.00%
Couple	\$1,840.47	19%	\$350.00	0	\$0.00	\$2,146.73	<input type="text"/>	<input type="text"/>	<input type="text"/>	<input type="text"/>		▲ 16.64%
Single Parent	\$1,549.20	22%	\$350.00	0	\$0.00	\$1,806.99	<input type="text"/>	<input type="text"/>	<input type="text"/>	<input type="text"/>		▲ 16.64%
Family	\$2,707.05	12%	\$350.00	0	\$0.00	\$3,343.41	<input type="text"/>	<input type="text"/>	<input type="text"/>	<input type="text"/>		▲ 23.50%
<b>▼ Plan 02 Oxford Liberty POS NY</b>												
Single	\$897.57	31%	\$350.00	0	\$0.00	\$964.88	<input type="text"/>	<input type="text"/>	<input type="text"/>	<input type="text"/>		▲ 7.50%
Couple	\$1,840.47	15%	\$350.00	1	\$350.00	\$1,978.50	<input type="text"/>	<input type="text"/>	<input type="text"/>	<input type="text"/>		▲ 7.50%
Single Parent	\$1,549.20	18%	\$350.00	0	\$0.00	\$1,665.39	<input type="text"/>	<input type="text"/>	<input type="text"/>	<input type="text"/>		▲ 7.50%
Family	\$2,707.05	10%	\$350.00	0	\$0.00	\$2,910.08	<input type="text"/>	<input type="text"/>	<input type="text"/>	<input type="text"/>		▲ 7.50%
<b>▼ Plan 03 Oxford Freedom EPO NY</b>												
Single	\$1,252.15	27%	\$350.00	0	\$0.00	\$1,346.06	<input type="text"/>	<input type="text"/>	<input type="text"/>	<input type="text"/>		▲ 7.50%
Couple	\$1,840.47	13%	\$350.00	1	\$350.00	\$1,978.50	<input type="text"/>	<input type="text"/>	<input type="text"/>	<input type="text"/>		▲ 7.50%

[Home](#) > [Model Version 1](#)

Summary

OWNERS

SUPERVISORS

 ALL  
EMPLOYEES

**Class:3 - ALL EMPLOYEES**
[Add or Terminate Plans](#)
[Set Max Medical Plan Contribution](#)
[Contribution Shortcuts](#)
[Save Draft](#)

Tier	Rate	Last Year Rate				Rate Effective 11/1/2024	Next Year Rate					
		Monthly Contributions		Employee Count	Total		Monthly Contributions		Final Contribution		Rate Change%	
		%	\$				%	\$	Employer	Employee		
<b>▼ Plan 01 Oxford Liberty Direct NY</b>												
Single	\$897.57	38%	\$350.00	2	\$700.00	\$1,005.28	<input type="text"/>	<input type="text"/>	<input type="text"/>	<input type="text"/>		▲ 12.00%
Couple	\$1,840.47	19%	\$350.00	0	\$0.00	\$2,146.73	<input type="text"/>	<input type="text"/>	<input type="text"/>	<input type="text"/>		▲ 16.64%
Single Parent	\$1,549.20	22%	\$350.00	0	\$0.00	\$1,806.99	<input type="text"/>	<input type="text"/>	<input type="text"/>	<input type="text"/>		▲ 16.64%
Family	\$2,707.05	12%	\$350.00	0	\$0.00	\$3,343.41	<input type="text"/>	<input type="text"/>	<input type="text"/>	<input type="text"/>		▲ 23.50%
<b>▼ Plan 02 Oxford Liberty POS NY</b>												
Single	\$897.57	31%	\$350.00	0	\$0.00	\$964.88	<input type="text"/>	<input type="text"/>	<input type="text"/>	<input type="text"/>		▲ 7.50%
Couple	\$1,840.47	15%	\$350.00	1	\$350.00	\$1,978.50	<input type="text"/>	<input type="text"/>	<input type="text"/>	<input type="text"/>		▲ 7.50%
Single Parent	\$1,549.20	18%	\$350.00	0	\$0.00	\$1,665.39	<input type="text"/>	<input type="text"/>	<input type="text"/>	<input type="text"/>		▲ 7.50%
Family	\$2,707.05	10%	\$350.00	0	\$0.00	\$2,910.08	<input type="text"/>	<input type="text"/>	<input type="text"/>	<input type="text"/>		▲ 7.50%
<b>▼ Plan 03 Oxford Freedom EPO NY</b>												
Single	\$1,252.15	27%	\$350.00	0	\$0.00	\$1,346.06	<input type="text"/>	<input type="text"/>	<input type="text"/>	<input type="text"/>		▲ 7.50%
Couple	\$1,840.47	13%	\$350.00	1	\$350.00	\$1,978.50	<input type="text"/>	<input type="text"/>	<input type="text"/>	<input type="text"/>		▲ 7.50%

# Manage Plans



Medical **Dental** Vision

	Plan Name	Employee Rate	Spouse Rate	Single Parent Rate	Family Rate
<input checked="" type="checkbox"/>	OXNY01 - Plan 01 Oxford Liberty Direct NY	\$939.22	\$1,925.87	\$1,621.09	\$2,832.66
<input checked="" type="checkbox"/>	OXNY02 - Plan 02 Oxford Liberty POS NY	\$1,145.34	\$2,323.04	\$1,955.39	\$3,416.80
<input checked="" type="checkbox"/>	OXNY03 - Plan 03 Oxford Freedom EPO NY	\$1,310.24	\$2,686.00	\$2,261.49	\$3,951.67
<input type="checkbox"/>	OXNY04 - Plan 04 Oxford Freedom Direct NY	\$1,432.90	\$2,937.41	\$2,473.17	\$4,321.59
<input type="checkbox"/>	OXNY05 - Plan 05 Oxford Freedom Access NY	\$1,938.05	\$3,972.97	\$3,345.05	\$5,845.13
<input type="checkbox"/>	OXNY06 - Plan 06 Oxford Liberty EPO NY	\$1,076.82	\$2,208.04	\$1,858.60	\$3,247.67
<input type="checkbox"/>	OXNY07 - Plan 07 Oxford Freedom HDHP POS NY	\$1,036.41	\$2,124.63	\$1,806.39	\$3,143.04
<input checked="" type="checkbox"/>	OXNY08 - Plan 08 Oxford Freedom HDHP EPO NY	\$849.51	\$1,741.49	\$1,466.25	\$2,562.09
<input type="checkbox"/>	OXNY09 - Plan 09 Oxford Freedom EPO NY	\$1,084.92	\$2,224.09	\$1,872.58	\$3,272.13

# Manage Plans



- Medical
- Dental
- Vision

	Plan Name	Employee Rate	Spouse Rate	Single Parent Rate	Family Rate
<input checked="" type="checkbox"/>	OXNY01 - Plan 01 Oxford Liberty Direct NY	\$939.22	\$1,925.87	\$1,621.09	\$2,832.66
<input checked="" type="checkbox"/>	OXNY02 - Plan 02 Oxford Liberty POS NY	\$1,145.34	\$2,323.04	\$1,955.39	\$3,416.80
<input checked="" type="checkbox"/>	OXNY03 - Plan 03 Oxford Freedom EPO NY	\$1,310.24	\$2,686.00	\$2,261.49	\$3,951.67
<input type="checkbox"/>	OXNY04 - Plan 04 Oxford Freedom Direct NY	\$1,432.90	\$2,937.41	\$2,473.17	\$4,321.59
<input type="checkbox"/>	OXNY05 - Plan 05 Oxford Freedom Access NY	\$1,938.05	\$3,972.97	\$3,345.05	\$5,845.13
<input type="checkbox"/>	OXNY06 - Plan 06 Oxford Liberty EPO NY	\$1,076.82	\$2,208.04	\$1,858.60	\$3,247.67
<input type="checkbox"/>	OXNY07 - Plan 07 Oxford Freedom HDHP POS NY	\$1,036.41	\$2,124.63	\$1,806.39	\$3,143.04
<input checked="" type="checkbox"/>	OXNY08 - Plan 08 Oxford Freedom HDHP EPO NY	\$849.51	\$1,741.49	\$1,466.25	\$2,562.09
<input type="checkbox"/>	OXNY09 - Plan 09 Oxford Freedom EPO NY	\$1,084.92	\$2,224.09	\$1,872.58	\$3,272.13

Home > Model Version 1

Manage Plans



Medical Dental Vision

	Plan Name	Employee Rate	Spouse Rate	Single Parent Rate	Family Rate
<input type="checkbox"/>	VISV - UHC Vision Voluntary	\$4.27	\$7.90	\$9.88	\$13.83
<input type="checkbox"/>	VISVE - UHC Vision Voluntary Enhanced	\$4.60	\$8.50	\$10.63	\$14.89
<input checked="" type="checkbox"/>	DAVISFHIGH - Davis Vision Voluntary High	\$4.45	\$8.23	\$10.27	\$14.40
<input type="checkbox"/>	DAVISLOW - Davis Vision Voluntary Low	\$4.04	\$7.24	\$7.66	\$12.07

Cancel

Save Changes

Plan 03 Oxford Freedom EPO NY

Single	\$1,252.15	50%	\$0.00	0	\$0.00	\$1,310.24
Couple	\$0.00	50%	\$0.00	0	\$0.00	\$1,925.87



# Manage Plans



Medical **Dental** Vision

	Plan Name	Employee Rate	Spouse Rate	Single Parent Rate	Family Rate
<input checked="" type="checkbox"/>	OXNY01 - Plan 01 Oxford Liberty Direct NY	\$939.22	\$1,925.87	\$1,621.09	\$2,832.66
<input checked="" type="checkbox"/>	OXNY02 - Plan 02 Oxford Liberty POS NY	\$1,145.34	\$2,323.04	\$1,955.39	\$3,416.80
<input checked="" type="checkbox"/>	OXNY03 - Plan 03 Oxford Freedom EPO NY	\$1,310.24	\$2,686.00	\$2,261.49	\$3,951.67
<input type="checkbox"/>	OXNY04 - Plan 04 Oxford Freedom Direct NY	\$1,432.90	\$2,937.41	\$2,473.17	\$4,321.59
<input type="checkbox"/>	OXNY05 - Plan 05 Oxford Freedom Access NY	\$1,938.05	\$3,972.97	\$3,345.05	\$5,845.13
<input type="checkbox"/>	OXNY06 - Plan 06 Oxford Liberty EPO NY	\$1,076.82	\$2,208.04	\$1,858.60	\$3,247.67
<input type="checkbox"/>	OXNY07 - Plan 07 Oxford Freedom HDHP POS NY	\$1,036.41	\$2,124.63	\$1,806.39	\$3,143.04
<input checked="" type="checkbox"/>	OXNY08 - Plan 08 Oxford Freedom HDHP EPO NY	\$849.51	\$1,741.49	\$1,466.25	\$2,562.09
<input type="checkbox"/>	OXNY09 - Plan 09 Oxford Freedom EPO NY	\$1,084.92	\$2,224.09	\$1,872.58	\$3,272.13

# Manage Plans



Medical **Dental** Vision

	Plan Name	Employee Rate	Spouse Rate	Single Parent Rate	Family Rate
<input checked="" type="checkbox"/>	OXNY01 - Plan 01 Oxford Liberty Direct NY	\$939.22	\$1,925.87	\$1,621.09	\$2,832.66
<input checked="" type="checkbox"/>	OXNY02 - Plan 02 Oxford Liberty POS NY	\$1,145.34	\$2,323.04	\$1,955.39	\$3,416.80
<input checked="" type="checkbox"/>	OXNY03 - Plan 03 Oxford Freedom EPO NY	\$1,310.24	\$2,686.00	\$2,261.49	\$3,951.67
<input type="checkbox"/>	OXNY04 - Plan 04 Oxford Freedom Direct NY	\$1,432.90	\$2,937.41	\$2,473.17	\$4,321.59
<input type="checkbox"/>	OXNY05 - Plan 05 Oxford Freedom Access NY	\$1,938.05	\$3,972.97	\$3,345.05	\$5,845.13
<input type="checkbox"/>	OXNY06 - Plan 06 Oxford Liberty EPO NY	\$1,076.82	\$2,208.04	\$1,858.60	\$3,247.67
<input type="checkbox"/>	OXNY07 - Plan 07 Oxford Freedom HDHP POS NY	\$1,036.41	\$2,124.63	\$1,806.39	\$3,143.04
<input checked="" type="checkbox"/>	OXNY08 - Plan 08 Oxford Freedom HDHP EPO NY	\$849.51	\$1,741.49	\$1,466.25	\$2,562.09
<input type="checkbox"/>	OXNY09 - Plan 09 Oxford Freedom EPO NY	\$1,084.92	\$2,224.09	\$1,872.58	\$3,272.13



# Manage Plans



Medical **Dental** Vision

	Plan Name	Employee Rate	Spouse Rate	Single Parent Rate	Family Rate
<input checked="" type="checkbox"/>	OXNY01 - Plan 01 Oxford Liberty Direct NY	\$939.22	\$1,925.87	\$1,621.09	\$2,832.66
<input checked="" type="checkbox"/>	OXNY02 - Plan 02 Oxford Liberty POS NY	\$1,145.34	\$2,323.04	\$1,955.39	\$3,416.80
<input checked="" type="checkbox"/>	OXNY03 - Plan 03 Oxford Freedom EPO NY	\$1,310.24	\$2,686.00	\$2,261.49	\$3,951.67
<input type="checkbox"/>	OXNY04 - Plan 04 Oxford Freedom Direct NY	\$1,432.90	\$2,937.41	\$2,473.17	\$4,321.59
<input type="checkbox"/>	OXNY05 - Plan 05 Oxford Freedom Access NY	\$1,938.05	\$3,972.97	\$3,345.05	\$5,845.13
<input type="checkbox"/>	OXNY06 - Plan 06 Oxford Liberty EPO NY	\$1,076.82	\$2,208.04	\$1,858.60	\$3,247.67
<input type="checkbox"/>	OXNY07 - Plan 07 Oxford Freedom HDHP POS NY	\$1,036.41	\$2,124.63	\$1,806.39	\$3,143.04
<input checked="" type="checkbox"/>	OXNY08 - Plan 08 Oxford Freedom HDHP EPO NY	\$849.51	\$1,741.49	\$1,466.25	\$2,562.09
<input type="checkbox"/>	OXNY09 - Plan 09 Oxford Freedom EPO NY	\$1,084.92	\$2,224.09	\$1,872.58	\$3,272.13



Medical **Dental** Vision

	Plan Name	Employee Rate	Spouse Rate	Single Parent Rate	Family Rate
<input checked="" type="checkbox"/>	OXNY01 - Plan 01 Oxford Liberty Direct NY			\$1,621.09	\$2,832.66
<input type="checkbox"/>	OXNY02 - Plan 02 Oxford Liberty POS NY			\$1,955.39	\$3,416.80
<input type="checkbox"/>	OXNY03 - Plan 03 Oxford Freedom EPO NY			\$2,261.49	\$3,951.67
<input type="checkbox"/>	OXNY04 - Plan 04 Oxford Freedom Direct NY			\$2,473.17	\$4,321.59
<input type="checkbox"/>	OXNY05 - Plan 05 Oxford Freedom Access NY			\$3,345.05	\$5,845.13
<input type="checkbox"/>	OXNY06 - Plan 06 Oxford Liberty EPO NY			\$1,858.60	\$3,247.67
<input type="checkbox"/>	OXNY07 - Plan 07 Oxford Freedom HDHP POS NY			\$1,806.39	\$3,143.04
<input checked="" type="checkbox"/>	OXNY08 - Plan 08 Oxford Freedom HDHP EPO NY	\$849.51	\$1,741.49	\$1,466.25	\$2,562.09
<input type="checkbox"/>	OXNY09 - Plan 09 Oxford Freedom EPO NY	\$1,084.92	\$2,224.09	\$1,872.58	\$3,272.13

Move employees to different plan X

Please select Plan to move the employees to estimate project cost

Plan

**Note: Employees moved to another plan only for modeling purposes. Employees on this plan will need to elect a new plan through the employee open enrollment portal before 11/1/2024**

Cancel
Save

Medical **Dental** Vision

	Plan Name	Employee Rate	Spouse Rate	Single Parent Rate	Family Rate
<input checked="" type="checkbox"/>	OXNY01 - Plan 01 Oxford Liberty Direct NY	\$939.22	\$1,925.87	\$1,621.09	\$2,832.66
<input checked="" type="checkbox"/>	OXNY02 - Plan 02 Oxford Liberty POS NY	\$1,145.34	\$2,323.04	\$1,955.39	\$3,416.80
<input checked="" type="checkbox"/>	OXNY03 - Plan 03 Oxford Freedom EPO NY	\$1,310.24	\$2,686.00	\$2,261.49	\$3,951.67
<input checked="" type="checkbox"/>	OXNY04 - Plan 04 Oxford Freedom Direct NY	\$1,432.90	\$2,937.41	\$2,473.17	\$4,321.59
<input checked="" type="checkbox"/>	OXNY05 - Plan 05 Oxford Freedom Access NY	\$1,938.05	\$3,972.97	\$3,345.05	\$5,845.13
<input checked="" type="checkbox"/>	OXNY06 - Plan 06 Oxford Liberty EPO NY	\$1,076.82	\$2,208.04	\$1,858.60	\$3,247.67
<input type="checkbox"/>	OXNY07 - Plan 07 Oxford Freedom HDHP POS NY	\$1,036.41	\$2,124.63	\$1,806.39	\$3,143.04
<input checked="" type="checkbox"/>	OXNY08 - Plan 08 Oxford Freedom HDHP EPO NY	\$849.51	\$1,741.49	\$1,466.25	\$2,562.09
<input type="checkbox"/>	OXNY09 - Plan 09 Oxford Freedom EPO NY	\$1,084.92	\$2,224.09	\$1,872.58	\$3,272.13

Cancel **Save Changes**

The background is a solid teal color with a faint, repeating pattern of hexagons. Inside these hexagons are various white icons related to healthcare and finance, including a plus sign, a heart with a pulse line, a DNA double helix, a shield with a dollar sign, a piggy bank, a bar chart, a flask, and a group of people. The icons are scattered across the page, with a higher concentration on the left and right sides.

# ENTERING YOUR CONTRIBUTION AMOUNTS

Home > Model Version 1

Summary

OWNERS

SUPERVISORS

ALL EMPLOYEES

Class:3 - ALL EMPLOYEES

Add or Terminate Plans

Set Max Medical Plan Contribution

Contribution Shortcuts

Save Draft

Tier	Rate	Last Year Rate				Next Year Rate					
		Monthly Contributions		Employee Count	Total	Rate Effective 11/1/2024	Monthly Contributions		Final Contribution		
		%	\$				%	\$	Employer	Employee	Rate Change%
<b>Plan 01 Oxford Liberty Direct NY</b>											
Single	\$897.57	38%	\$350.00	2	\$700.00	\$1,005.28	<input type="text"/>	<input type="text"/>	<input type="text"/>	<input type="text"/>	▲ 12.00%
Couple	\$1,840.47	19%	\$350.00	0	\$0.00	\$2,146.73	<input type="text"/>	<input type="text"/>	<input type="text"/>	<input type="text"/>	▲ 16.64%
Single Parent	\$1,549.20	22%	\$350.00	0	\$0.00	\$1,806.99	<input type="text"/>	<input type="text"/>	<input type="text"/>	<input type="text"/>	▲ 16.64%
Family	\$2,707.05	12%	\$350.00	0	\$0.00	\$3,343.41	<input type="text"/>	<input type="text"/>	<input type="text"/>	<input type="text"/>	▲ 23.50%
<b>Plan 02 Oxford Liberty POS NY</b>											
Single	\$897.57	31%	\$350.00	0	\$0.00	\$964.88	<input type="text"/>	<input type="text"/>	<input type="text"/>	<input type="text"/>	▲ 7.50%
Couple	\$1,840.47	15%	\$350.00	1	\$350.00	\$1,978.50	<input type="text"/>	<input type="text"/>	<input type="text"/>	<input type="text"/>	▲ 7.50%
Single Parent	\$1,549.20	18%	\$350.00	0	\$0.00	\$1,665.39	<input type="text"/>	<input type="text"/>	<input type="text"/>	<input type="text"/>	▲ 7.50%
Family	\$2,707.05	10%	\$350.00	0	\$0.00	\$2,910.08	<input type="text"/>	<input type="text"/>	<input type="text"/>	<input type="text"/>	▲ 7.50%
<b>Plan 03 Oxford Freedom EPO NY</b>											
Single	\$1,252.15	27%	\$350.00	0	\$0.00	\$1,346.06	<input type="text"/>	<input type="text"/>	<input type="text"/>	<input type="text"/>	▲ 7.50%
Couple	\$1,840.47	13%	\$350.00	1	\$350.00	\$1,978.50	<input type="text"/>	<input type="text"/>	<input type="text"/>	<input type="text"/>	▲ 7.50%

The background is a solid teal color with a faint, light-colored hexagonal grid pattern. Various medical and financial icons are scattered across the grid, including a plus sign, a heart with a pulse line, a DNA double helix, a shield with a dollar sign, a piggy bank, a flask, a bar chart, and a first aid kit.

# ENTERING MONTHLY CONTRIBUTION BY PERCENTAGE



Home > Model Version 1

Summary

OWNERS

SUPERVISORS

ALL EMPLOYEES

Class:3 - ALL EMPLOYEES


Add or Terminate Plans

Set Max Medical Plan Contribution

Contribution Shortcuts

Save Draft

Tier	Rate	Last Year Rate				Rate Effective 11/1/2024	Next Year Rate				
		Monthly Contributions		Employee Count	Total		Monthly Contributions		Final Contribution		
		%	\$				%	\$	Employer	Employee	Rate Change%
<b>Plan 01 Oxford Liberty Direct NY</b>											
Single	\$897.57	38%	\$350.00	2	\$700.00	\$1,005.28	<input type="text"/>	<input type="text"/>	<input type="text"/>	<input type="text"/>	▲ 12.00%
Couple	\$1,840.47	19%	\$350.00	0	\$0.00	\$2,146.73	<input type="text"/>	<input type="text"/>	<input type="text"/>	<input type="text"/>	▲ 16.64%
Single Parent	\$1,549.20	22%	\$350.00	0	\$0.00	\$1,806.99	<input type="text"/>	<input type="text"/>	<input type="text"/>	<input type="text"/>	▲ 16.64%
Family	\$2,707.05	12%	\$350.00	0	\$0.00	\$3,343.41	<input type="text"/>	<input type="text"/>	<input type="text"/>	<input type="text"/>	▲ 23.50%
<b>Plan 02 Oxford Liberty POS NY</b>											
Single	\$897.57	31%	\$350.00	0	\$0.00	\$964.88	<input type="text"/>	<input type="text"/>	<input type="text"/>	<input type="text"/>	▲ 7.50%
Couple	\$1,840.47	15%	\$350.00	1	\$350.00	\$1,978.50	<input type="text"/>	<input type="text"/>	<input type="text"/>	<input type="text"/>	▲ 7.50%
Single Parent	\$1,549.20	18%	\$350.00	0	\$0.00	\$1,665.39	<input type="text"/>	<input type="text"/>	<input type="text"/>	<input type="text"/>	▲ 7.50%
Family	\$2,707.05	10%	\$350.00	0	\$0.00	\$2,910.08	<input type="text"/>	<input type="text"/>	<input type="text"/>	<input type="text"/>	▲ 7.50%
<b>Plan 03 Oxford Freedom EPO NY</b>											
Single	\$1,252.15	27%	\$350.00	0	\$0.00	\$1,346.06	<input type="text"/>	<input type="text"/>	<input type="text"/>	<input type="text"/>	▲ 7.50%
Couple	\$1,840.47	13%	\$350.00	1	\$350.00	\$1,978.50	<input type="text"/>	<input type="text"/>	<input type="text"/>	<input type="text"/>	▲ 7.50%



Home > Model Version 1

Summary

OWNERS

SUPERVISORS

ALL EMPLOYEES

Class:3 - ALL EMPLOYEES

Add or Terminate Plans

Set Max Medical Plan Contribution

Contribution Shortcuts

Save Draft

Tier	Rate	Last Year Rate				Rate Effective 11/1/2024	Next Year Rate						
		Monthly Contributions		Employee Count	Total		Monthly Contributions		Final Contribution		Rate Change%		
		%	\$				%	\$	Employer	Employee			
<b>▼ Plan 01 Oxford Liberty Direct NY</b>													
Single	\$897.57	38%	\$350.00	2	\$700.00	\$1,005.28	40	<input checked="" type="checkbox"/>	403.86	<input type="checkbox"/>	\$403.86	\$601.42	▲ 12.00%
Couple	\$1,840.47	19%	\$350.00	0	\$0.00	\$2,146.73	23	<input type="checkbox"/>	503.13	<input checked="" type="checkbox"/>	\$503.13	\$1,643.60	▲ 16.64%
Single Parent	\$1,549.20	22%	\$350.00	0	\$0.00	\$1,806.99	27	<input checked="" type="checkbox"/>	478.90	<input type="checkbox"/>	\$478.90	\$1,328.09	▲ 16.64%
Family	\$2,707.05	12%	\$350.00	0	\$0.00	\$3,343.41	20	<input type="checkbox"/>	668.18	<input checked="" type="checkbox"/>	\$668.18	\$2,675.23	▲ 23.50%
<b>▼ Plan 02 Oxford Liberty POS NY</b>													
Single	\$897.57	31%	\$350.00	0	\$0.00	\$964.88	<input type="checkbox"/>	<input type="checkbox"/>	<input type="checkbox"/>	<input type="checkbox"/>			▲ 7.50%
Couple	\$1,840.47	15%	\$350.00	1	\$350.00	\$1,978.50	<input type="checkbox"/>	<input type="checkbox"/>	<input type="checkbox"/>	<input type="checkbox"/>			▲ 7.50%
Single Parent	\$1,549.20	18%	\$350.00	0	\$0.00	\$1,665.39	<input type="checkbox"/>	<input type="checkbox"/>	<input type="checkbox"/>	<input type="checkbox"/>			▲ 7.50%
Family	\$2,707.05	10%	\$350.00	0	\$0.00	\$2,910.08	<input type="checkbox"/>	<input type="checkbox"/>	<input type="checkbox"/>	<input type="checkbox"/>			▲ 7.50%
<b>▼ Plan 03 Oxford Freedom EPO NY</b>													
Single	\$1,252.15	27%	\$350.00	0	\$0.00	\$1,346.06	<input type="checkbox"/>	<input type="checkbox"/>	<input type="checkbox"/>	<input type="checkbox"/>			▲ 7.50%
Couple	\$1,840.47	13%	\$350.00	1	\$350.00	\$1,978.50	<input type="checkbox"/>	<input type="checkbox"/>	<input type="checkbox"/>	<input type="checkbox"/>			▲ 7.50%

Home > Model Version 1

Summary

OWNERS

SUPERVISORS

ALL EMPLOYEES

Class:3 - ALL EMPLOYEES

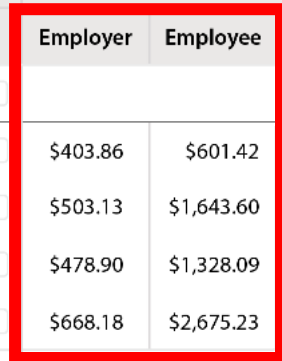
Add or Terminate Plans

Set Max Medical Plan Contribution

Contribution Shortcuts

Save Draft

Tier	Rate	Last Year Rate				Rate Effective 11/1/2024	Next Year Rate					
		Monthly Contributions		Employee Count	Total		Monthly Contributions		Final Contribution		Rate Change%	
		%	\$				%	\$	Employer	Employee		
<b>Plan 01 Oxford Liberty Direct NY</b>							<input checked="" type="checkbox"/>	<input type="checkbox"/>	<input type="checkbox"/>	<input type="checkbox"/>	<input type="checkbox"/>	<input type="checkbox"/>
Single	\$897.57	38%	\$350.00	2	\$700.00	\$1,005.28	40 <input checked="" type="checkbox"/>	403.86 <input type="checkbox"/>	\$403.86	\$601.42	▲ 12.00%	
Couple	\$1,840.47	19%	\$350.00	0	\$0.00	\$2,146.73	23 <input checked="" type="checkbox"/>	503.13 <input type="checkbox"/>	\$503.13	\$1,643.60	▲ 16.64%	
Single Parent	\$1,549.20	22%	\$350.00	0	\$0.00	\$1,806.99	27 <input checked="" type="checkbox"/>	478.90 <input type="checkbox"/>	\$478.90	\$1,328.09	▲ 16.64%	
Family	\$2,707.05	12%	\$350.00	0	\$0.00	\$3,343.41	20 <input checked="" type="checkbox"/>	668.18 <input type="checkbox"/>	\$668.18	\$2,675.23	▲ 23.50%	
<b>Plan 02 Oxford Liberty POS NY</b>							<input type="checkbox"/>	<input type="checkbox"/>	<input type="checkbox"/>	<input type="checkbox"/>	<input type="checkbox"/>	<input type="checkbox"/>
Single	\$897.57	31%	\$350.00	0	\$0.00	\$964.88	<input type="checkbox"/>	<input type="checkbox"/>	<input type="checkbox"/>	<input type="checkbox"/>	▲ 7.50%	
Couple	\$1,840.47	15%	\$350.00	1	\$350.00	\$1,978.50	<input type="checkbox"/>	<input type="checkbox"/>	<input type="checkbox"/>	<input type="checkbox"/>	▲ 7.50%	
Single Parent	\$1,549.20	18%	\$350.00	0	\$0.00	\$1,665.39	<input type="checkbox"/>	<input type="checkbox"/>	<input type="checkbox"/>	<input type="checkbox"/>	▲ 7.50%	
Family	\$2,707.05	10%	\$350.00	0	\$0.00	\$2,910.08	<input type="checkbox"/>	<input type="checkbox"/>	<input type="checkbox"/>	<input type="checkbox"/>	▲ 7.50%	
<b>Plan 03 Oxford Freedom EPO NY</b>							<input type="checkbox"/>	<input type="checkbox"/>	<input type="checkbox"/>	<input type="checkbox"/>	<input type="checkbox"/>	<input type="checkbox"/>
Single	\$1,252.15	27%	\$350.00	0	\$0.00	\$1,346.06	<input type="checkbox"/>	<input type="checkbox"/>	<input type="checkbox"/>	<input type="checkbox"/>	▲ 7.50%	
Couple	\$1,840.47	13%	\$350.00	1	\$350.00	\$1,978.50	<input type="checkbox"/>	<input type="checkbox"/>	<input type="checkbox"/>	<input type="checkbox"/>	▲ 7.50%	



The background is a solid teal color with a faint, repeating pattern of hexagons. Inside these hexagons are various white icons related to healthcare and finance, including a plus sign, a heart with a pulse line, a DNA double helix, a shield with a dollar sign, a piggy bank, a flask, a bar chart, and a first aid kit.

# ENTERING MONTHLY CONTRIBUTION BY DOLLAR AMOUNT

Home > Model Version 1

Summary

OWNERS

SUPERVISORS

ALL EMPLOYEES

Class:3 - ALL EMPLOYEES

Add or Terminate Plans

Set Max Medical Plan Contribution

Contribution Shortcuts

Save Draft

Tier	Rate	Last Year Rate				Rate Effective 11/1/2024	Next Year Rate						
		Monthly Contributions		Employee Count	Total		Monthly Contributions			Final Contribution		Rate Change%	
		%	\$				%	\$	Employer	Employee			
▼ Plan 01 Oxford Liberty Direct NY													
Single	\$897.57	38%	\$350.00	2	\$700.00	\$1,005.28	40	<input type="checkbox"/>	403.86	<input checked="" type="checkbox"/>	\$403.86	\$601.42	▲ 12.00%
Couple	\$1,840.47	19%	\$350.00	0	\$0.00	\$2,146.73	23	<input type="checkbox"/>	503.13	<input checked="" type="checkbox"/>	\$503.13	\$1,643.60	▲ 16.64%
Single Parent	\$1,549.20	22%	\$350.00	0	\$0.00	\$1,806.99	27	<input type="checkbox"/>	478.90	<input checked="" type="checkbox"/>	\$478.90	\$1,328.09	▲ 16.64%
Family	\$2,707.05	12%	\$350.00	0	\$0.00	\$3,343.41	20	<input type="checkbox"/>	668.18	<input checked="" type="checkbox"/>	\$668.18	\$2,675.23	▲ 23.50%
▼ Plan 02 Oxford Liberty POS NY													
Single	\$897.57	31%	\$350.00	0	\$0.00	\$964.88	<input type="text"/>	<input type="checkbox"/>	<input type="text"/>	<input type="checkbox"/>			▲ 7.50%
Couple	\$1,840.47	15%	\$350.00	1	\$350.00	\$1,978.50	<input type="text"/>	<input type="checkbox"/>	<input type="text"/>	<input type="checkbox"/>			▲ 7.50%
Single Parent	\$1,549.20	18%	\$350.00	0	\$0.00	\$1,665.39	<input type="text"/>	<input type="checkbox"/>	<input type="text"/>	<input type="checkbox"/>			▲ 7.50%
Family	\$2,707.05	10%	\$350.00	0	\$0.00	\$2,910.08	<input type="text"/>	<input type="checkbox"/>	<input type="text"/>	<input type="checkbox"/>			▲ 7.50%
▼ Plan 03 Oxford Freedom EPO NY													
Single	\$1,252.15	27%	\$350.00	0	\$0.00	\$1,346.06	<input type="text"/>	<input type="checkbox"/>	<input type="text"/>	<input type="checkbox"/>			▲ 7.50%
Couple	\$1,840.47	13%	\$350.00	1	\$350.00	\$1,978.50	<input type="text"/>	<input type="checkbox"/>	<input type="text"/>	<input type="checkbox"/>			▲ 7.50%

[Home](#) > [Model Version 1](#)

Summary

OWNERS

SUPERVISORS

 ALL  
EMPLOYEES

**Class:3 - ALL EMPLOYEES**
[Add or Terminate Plans](#)
[Set Max Medical Plan Contribution](#)
[Contribution Shortcuts](#)
[Save Draft](#)

Tier	Rate	Last Year Rate				Rate Effective 11/1/2024	Next Year Rate						
		Monthly Contributions		Employee Count	Total		Monthly Contributions		Final Contribution		Rate Change%		
		%	\$				%	\$	Employer	Employee			
<b>▼ Plan 01 Oxford Liberty Direct NY</b>													
Single	\$897.57	38%	\$350.00	2	\$700.00	\$1,005.28	40	<input type="checkbox"/>	403.86	<input checked="" type="checkbox"/>	\$403.86	\$601.42	▲ 12.00%
Couple	\$1,840.47	19%	\$350.00	0	\$0.00	\$2,146.73	23	<input checked="" type="checkbox"/>	503.13	<input type="checkbox"/>	\$503.13	\$1,643.60	▲ 16.64%
Single Parent	\$1,549.20	22%	\$350.00	0	\$0.00	\$1,806.99	27	<input type="checkbox"/>	478.90	<input checked="" type="checkbox"/>	\$478.90	\$1,328.09	▲ 16.64%
Family	\$2,707.05	12%	\$350.00	0	\$0.00	\$3,343.41	20	<input checked="" type="checkbox"/>	668.18	<input type="checkbox"/>	\$668.18	\$2,675.23	▲ 23.50%
<b>▼ Plan 02 Oxford Liberty POS NY</b>													
Single	\$897.57	31%	\$350.00	0	\$0.00	\$964.88	<input type="checkbox"/>	<input type="checkbox"/>	<input type="checkbox"/>	<input type="checkbox"/>			▲ 7.50%
Couple	\$1,840.47	15%	\$350.00	1	\$350.00	\$1,978.50	<input type="checkbox"/>	<input type="checkbox"/>	<input type="checkbox"/>	<input type="checkbox"/>			▲ 7.50%
Single Parent	\$1,549.20	18%	\$350.00	0	\$0.00	\$1,665.39	<input type="checkbox"/>	<input type="checkbox"/>	<input type="checkbox"/>	<input type="checkbox"/>			▲ 7.50%
Family	\$2,707.05	10%	\$350.00	0	\$0.00	\$2,910.08	<input type="checkbox"/>	<input type="checkbox"/>	<input type="checkbox"/>	<input type="checkbox"/>			▲ 7.50%
<b>▼ Plan 03 Oxford Freedom EPO NY</b>													
Single	\$1,252.15	27%	\$350.00	0	\$0.00	\$1,346.06	<input type="checkbox"/>	<input type="checkbox"/>	<input type="checkbox"/>	<input type="checkbox"/>			▲ 7.50%
Couple	\$1,840.47	13%	\$350.00	1	\$350.00	\$1,978.50	<input type="checkbox"/>	<input type="checkbox"/>	<input type="checkbox"/>	<input type="checkbox"/>			▲ 7.50%

Home > Model Version 1

Summary

OWNERS

SUPERVISORS

ALL EMPLOYEES

Class:3 - ALL EMPLOYEES

Add or Terminate Plans

Set Max Medical Plan Contribution

Contribution Shortcuts

Save Draft

Tier	Rate	Last Year Rate				Rate Effective 11/1/2024	Next Year Rate						
		Monthly Contributions		Employee Count	Total		Monthly Contributions		Final Contribution		Rate Change%		
		%	\$				%	\$	Employer	Employee			
<b>Plan 01 Oxford Liberty Direct NY</b> <input type="checkbox"/> <input checked="" type="checkbox"/>													
Single	\$897.57	38%	\$350.00	2	\$700.00	\$1,005.28	40	<input type="checkbox"/>	403.86	<input checked="" type="checkbox"/>	\$403.86	\$601.42	▲ 12.00%
Couple	\$1,840.47	19%	\$350.00	0	\$0.00	\$2,146.73	23	<input type="checkbox"/>	503.13	<input checked="" type="checkbox"/>	\$503.13	\$1,643.60	▲ 16.64%
Single Parent	\$1,549.20	22%	\$350.00	0	\$0.00	\$1,806.99	27	<input type="checkbox"/>	478.90	<input checked="" type="checkbox"/>	\$478.90	\$1,328.09	▲ 16.64%
Family	\$2,707.05	12%	\$350.00	0	\$0.00	\$3,343.41	20	<input type="checkbox"/>	668.18	<input checked="" type="checkbox"/>	\$668.18	\$2,675.23	▲ 23.50%
<b>Plan 02 Oxford Liberty POS NY</b> <input type="checkbox"/> <input type="checkbox"/>													
Single	\$897.57	31%	\$350.00	0	\$0.00	\$964.88	<input type="text"/>	<input type="checkbox"/>	<input type="text"/>	<input type="checkbox"/>			▲ 7.50%
Couple	\$1,840.47	15%	\$350.00	1	\$350.00	\$1,978.50	<input type="text"/>	<input type="checkbox"/>	<input type="text"/>	<input type="checkbox"/>			▲ 7.50%
Single Parent	\$1,549.20	18%	\$350.00	0	\$0.00	\$1,665.39	<input type="text"/>	<input type="checkbox"/>	<input type="text"/>	<input type="checkbox"/>			▲ 7.50%
Family	\$2,707.05	10%	\$350.00	0	\$0.00	\$2,910.08	<input type="text"/>	<input type="checkbox"/>	<input type="text"/>	<input type="checkbox"/>			▲ 7.50%
<b>Plan 03 Oxford Freedom EPO NY</b> <input type="checkbox"/> <input type="checkbox"/>													
Single	\$1,252.15	27%	\$0.00	0	\$0.00	\$1,346.06	<input type="text"/>	<input type="checkbox"/>	<input type="text"/>	<input type="checkbox"/>			▲ 7.50%
Couple	\$1,840.47	13%	\$0.00	1	\$350.00	\$1,978.50	<input type="text"/>	<input type="checkbox"/>	<input type="text"/>	<input type="checkbox"/>			▲ 7.50%

# SETTING A MAX CONTRIBUTION

(Max Contributions can only be entered for Medical Plans)



Home > Model Version 1

Summary

OWNERS

SUPERVISORS

ALL EMPLOYEES

Class:3 - ALL EMPLOYEES

Add or Terminate Plans

Set Max Medical Plan Contribution

Contribution Shortcuts

Save Draft

Tier	Rate	Last Year Rate				Rate Effective 11/1/2024	Next Year Rate					
		Monthly Contributions		Employee Count	Total		Monthly Contributions		Final Contribution			
		%	\$				%	\$	Employer	Employee	Rate Change%	
▼ Plan 01 Oxford Liberty Direct NY												
Single	\$897.57	38%	\$350.00	2	\$700.00	\$1,005.28	<input type="text"/>	<input type="text"/>	<input type="text"/>	<input type="text"/>	<input type="text"/>	▲ 12.00%
Couple	\$1,840.47	19%	\$350.00	0	\$0.00	\$2,146.73	<input type="text"/>	<input type="text"/>	<input type="text"/>	<input type="text"/>	<input type="text"/>	▲ 16.64%
Single Parent	\$1,549.20	22%	\$350.00	0	\$0.00	\$1,806.99	<input type="text"/>	<input type="text"/>	<input type="text"/>	<input type="text"/>	<input type="text"/>	▲ 16.64%
Family	\$2,707.05	12%	\$350.00	0	\$0.00	\$3,343.41	<input type="text"/>	<input type="text"/>	<input type="text"/>	<input type="text"/>	<input type="text"/>	▲ 23.50%
▼ Plan 02 Oxford Liberty POS NY												
Single	\$897.57	31%	\$350.00	0	\$0.00	\$964.88	<input type="text"/>	<input type="text"/>	<input type="text"/>	<input type="text"/>	<input type="text"/>	▲ 7.50%
Couple	\$1,840.47	15%	\$350.00	1	\$350.00	\$1,978.50	<input type="text"/>	<input type="text"/>	<input type="text"/>	<input type="text"/>	<input type="text"/>	▲ 7.50%
Single Parent	\$1,549.20	18%	\$350.00	0	\$0.00	\$1,665.39	<input type="text"/>	<input type="text"/>	<input type="text"/>	<input type="text"/>	<input type="text"/>	▲ 7.50%
Family	\$2,707.05	10%	\$350.00	0	\$0.00	\$2,910.08	<input type="text"/>	<input type="text"/>	<input type="text"/>	<input type="text"/>	<input type="text"/>	▲ 7.50%
▼ Plan 03 Oxford Freedom EPO NY												
Single	\$1,252.15	27%	\$350.00	0	\$0.00	\$1,346.06	<input type="text"/>	<input type="text"/>	<input type="text"/>	<input type="text"/>	<input type="text"/>	▲ 7.50%
Couple	\$1,840.47	13%	\$350.00	1	\$350.00	\$1,978.50	<input type="text"/>	<input type="text"/>	<input type="text"/>	<input type="text"/>	<input type="text"/>	▲ 7.50%

Home > Model Version 1

Summary

Class:3 - ALL EMPLOYEES

Add or Terminate Plans

Set Max Medical Plan Contribution

Contribution Shortcuts

Save Draft

OWNERS

SUPERVISORS

ALL EMPLOYEES

Tier	Rate	Last Year Rate		Next Year Rate				
		Monthly Contribution %	Monthly Contribution \$	Monthly Contributions %	Monthly Contributions \$	Final Contribution Employer	Final Contribution Employee	Rate Change%
<b>Plan 01 Oxfor Liberty Direct NY</b>								
Single	\$897.57	38%						▲ 12.00%
Couple	\$1,840.47	19%						▲ 16.64%
Single Parent	\$1,549.20	22%						▲ 16.64%
Family	\$2,707.05	12%						▲ 23.50%
<b>Plan 02 Oxfor Liberty POS NY</b>								
Single	\$897.57	31%						▲ 7.50%
Couple	\$1,840.47	15%						▲ 7.50%
Single Parent	\$1,549.20	18%						▲ 7.50%
Family	\$2,707.05	10%						▲ 7.50%
<b>Plan 03 Oxford Freedom EPO NY</b>								
Single	\$1,252.15	27%	\$0.00	0	\$0.00	\$1,402.41		▲ 7.50%
Couple	\$1,840.47	13%	\$0.00	1	\$350.00	\$2,874.93		▲ 7.50%

Set Max Monthly Contribution
✕

Single Max Contribution

Couple Max Contribution

Single Parent Max Contribution

Family Max Contribution

Cancel
Set Max Contribution

Home > Model Version 1

Summary

OWNERS

SUPERVISORS

ALL EMPLOYEES

Class:3 - ALL EMPLOYEES

Add or Terminate Plans

Set Max Medical Plan Contribution

Contribution Shortcuts

Save Draft

Tier	Rate	Last Year Rate				Rate Effective 11/1/2024	Next Year Rate						
		Monthly Contributions		Employee Count	Total		Monthly Contributions		Final Contribution		Rate Change%		
		%	\$				%	\$	Employer	Employee			
<b>▼ Plan 01 Oxford Liberty Direct NY</b> <input type="checkbox"/> <input checked="" type="checkbox"/>													
Single	\$897.57	38%	\$350.00	2	\$700.00	\$1,005.28	50	<input type="checkbox"/>	\$500.00	<input checked="" type="checkbox"/>	\$500.00	\$505.28	▲ 12.00%
Couple	\$1,840.47	19%	\$350.00	0	\$0.00	\$2,146.73	47	<input type="checkbox"/>	\$1,000.00	<input checked="" type="checkbox"/>	\$1,000.00	\$1,146.73	▲ 16.64%
Single Parent	\$1,549.20	22%	\$350.00	0	\$0.00	\$1,806.99	55	<input type="checkbox"/>	\$1,000.00	<input checked="" type="checkbox"/>	\$1,000.00	\$806.99	▲ 16.64%
Family	\$2,707.05	12%	\$350.00	0	\$0.00	\$3,343.41	45	<input type="checkbox"/>	\$1,500.00	<input checked="" type="checkbox"/>	\$1,500.00	\$1,843.41	▲ 23.50%
<b>▼ Plan 02 Oxford Liberty POS NY</b> <input type="checkbox"/> <input checked="" type="checkbox"/>													
Single	\$897.57	31%	\$350.00	0	\$0.00	\$964.88	41	<input type="checkbox"/>	\$500.00	<input checked="" type="checkbox"/>	\$500.00	\$725.91	▲ 7.50%
Couple	\$1,840.47	15%	\$350.00	1	\$350.00	\$1,978.50	40	<input type="checkbox"/>	\$1,000.00	<input checked="" type="checkbox"/>	\$1,000.00	\$1,518.40	▲ 7.50%
Single Parent	\$1,549.20	18%	\$350.00	0	\$0.00	\$1,665.39	48	<input type="checkbox"/>	\$1,000.00	<input checked="" type="checkbox"/>	\$1,000.00	\$1,092.91	▲ 7.50%
Family	\$2,707.05	10%	\$350.00	0	\$0.00	\$2,910.08	41	<input type="checkbox"/>	\$1,500.00	<input checked="" type="checkbox"/>	\$1,500.00	\$2,157.12	▲ 7.50%
<b>▼ Plan 03 Oxford Freedom EPO NY</b> <input type="checkbox"/> <input checked="" type="checkbox"/>													
Single	\$1,252.15	27%	\$0.00	0	\$0.00	\$1,346.06	37	<input type="checkbox"/>	\$500.00	<input checked="" type="checkbox"/>	\$500.00	\$902.41	▲ 7.50%
Couple	\$1,840.47	13%	\$0.00	1	\$350.00	\$1,978.50	35	<input type="checkbox"/>	\$1,000.00	<input checked="" type="checkbox"/>	\$1,000.00	\$1,874.93	▲ 7.50%

Home > Model Version 1

Summary

OWNERS

SUPERVISORS

ALL EMPLOYEES

Class:3 - ALL EMPLOYEES

Add or Terminate Plans

Set Max Medical Plan Contribution

Contribution Shortcuts

Save Draft

Tier	Rate	Last Year Rate					Rate Effective 11/1/2023	Next Year Rate				
		Monthly Contributions		Employee Count	Total	Monthly Contributions		Final Contribution				
		%	\$			%		\$	Employer	Employee	Rate Change%	
<b>▼ Plan 01 Oxford Liberty Direct NY</b>												
Single	\$897.57	38%	\$350.00	2	\$700.00	\$1,005.28	<input type="text"/>	<input type="text"/>				▲ 12.00%
Couple	\$1,840.47	19%	\$350.00	0	\$0.00	\$2,146.73	<input type="text"/>	<input type="text"/>				▲ 16.64%
Single Parent	\$1,549.20	22%	\$350.00	0	\$0.00	\$1,806.99	<input type="text"/>	<input type="text"/>				▲ 16.64%
Family	\$2,707.05	12%	\$350.00	0	\$0.00	\$3,343.41	<input type="text"/>	<input type="text"/>				▲ 23.50%
<b>▼ Plan 02 Oxford Liberty POS NY</b>												
Single	\$897.57	31%	\$350.00	0	\$0.00	\$964.88	<input type="text"/>	<input type="text"/>				▲ 7.50%
Couple	\$1,840.47	15%	\$350.00	1	\$350.00	\$1,978.50	<input type="text"/>	<input type="text"/>				▲ 7.50%
Single Parent	\$1,549.20	18%	\$350.00	0	\$0.00	\$1,665.39	<input type="text"/>	<input type="text"/>				▲ 7.50%
Family	\$2,707.05	10%	\$350.00	0	\$0.00	\$2,910.08	<input type="text"/>	<input type="text"/>				▲ 7.50%
<b>▼ Plan 03 Oxford Freedom EPO NY</b>												
Single	\$1,252.15	27%	\$0.00	0	\$0.00	\$1,346.06	<input type="text"/>	<input type="text"/>				▲ 7.50%
Couple	\$1,840.47	13%	\$0.00	1	\$350.00	\$1,978.50	<input type="text"/>	<input type="text"/>				▲ 7.50%
Single Parent	\$1,549.20	16%	\$0.00	0	\$0.00	\$1,665.39	<input type="text"/>	<input type="text"/>				▲ 7.50%
Family	\$2,707.05	9%	\$0.00	0	\$0.00	\$2,910.08	<input type="text"/>	<input type="text"/>				▲ 7.50%
<b>▼ Plan 08 Oxford Freedom HDHP EPO NY</b>												

Home > Model Version 1

- Summary
- OWNERS
- SUPERVISORS
- ALL EMPLOYEES

Class:3 - ALL EMPLOYEES

Add or Terminate Plans

Set Max Medical Plan Contribution

Contribution Shortcuts

Save Draft

Tier	Rate	Last Year Rate				Rate Effective 11/1/2024	Next Year Rate						
		Monthly Contributions		Employee Count	Total		Monthly Contributions		Final Contribution		Rate Change%		
		%	\$				%	\$	Employer	Employee			
<b>Plan 01 Oxford Liberty Direct NY</b> <input type="checkbox"/> <input checked="" type="checkbox"/>													
Single	\$897.57	38%	\$350.00	2	\$700.00	\$1,005.28	50	<input type="checkbox"/>	\$500.00	<input checked="" type="checkbox"/>	\$500.00	\$505.28	▲ 12.00%
Couple	\$1,840.47	19%	\$350.00	0	\$0.00	\$2,146.73	47	<input type="checkbox"/>	\$1,000.00	<input checked="" type="checkbox"/>	\$1,000.00	\$1,146.73	▲ 16.64%
Single Parent	\$1,549.20	22%	\$350.00	0	\$0.00	\$1,806.99	55	<input type="checkbox"/>	\$1,000.00	<input checked="" type="checkbox"/>	\$1,000.00	\$806.99	▲ 16.64%
Family	\$2,707.05	12%	\$350.00	0	\$0.00	\$3,343.41	45	<input type="checkbox"/>	\$1,500.00	<input checked="" type="checkbox"/>	\$1,500.00	\$1,843.41	▲ 23.50%
<b>Plan 02 Oxford Liberty POS NY</b> <input type="checkbox"/> <input checked="" type="checkbox"/>													
Single	\$897.57	31%	\$350.00	0	\$0.00	\$964.88	41	<input type="checkbox"/>	\$500.00	<input checked="" type="checkbox"/>	\$500.00	\$725.91	▲ 7.50%
Couple	\$1,840.47	15%	\$350.00	1	\$350.00	\$1,978.50	40	<input type="checkbox"/>	\$1,000.00	<input checked="" type="checkbox"/>	\$1,000.00	\$1,518.40	▲ 7.50%
Single Parent	\$1,549.20	18%	\$350.00	0	\$0.00	\$1,665.39	48	<input type="checkbox"/>	\$1,000.00	<input checked="" type="checkbox"/>	\$1,000.00	\$1,092.91	▲ 7.50%
Family	\$2,707.05	10%	\$350.00	0	\$0.00	\$2,910.08	41	<input type="checkbox"/>	\$1,500.00	<input checked="" type="checkbox"/>	\$1,500.00	\$2,157.12	▲ 7.50%
<b>Plan 03 Oxford Freedom EPO NY</b> <input type="checkbox"/> <input checked="" type="checkbox"/>													
Single	\$1,252.15	27%	\$0.00	0	\$0.00	\$1,346.06	37	<input type="checkbox"/>	\$500.00	<input checked="" type="checkbox"/>	\$500.00	\$902.41	▲ 7.50%
Couple	\$1,840.47	13%	\$0.00	1	\$350.00	\$1,978.50	35	<input type="checkbox"/>	\$1,000.00	<input checked="" type="checkbox"/>	\$1,000.00	\$1,874.93	▲ 7.50%

Home > Model Version 1

Summary

Class:3 - ALL EMPLOYEES

Add or Terminate Plans

Set Max Medical Plan Contribution

Contribution Shortcuts

Save Draft

OWNERS

SUPERVISORS

ALL EMPLOYEES

Tier	Rate	Last Year Rate				Rate Effective 11/1/2024	Next Year Rate						
		Monthly Contributions		Employee Count	Total		Monthly Contributions		Final Contribution		Rate Change%		
		%	\$				%	\$	Employer	Employee			
<b>▼ Plan 01 Oxford Liberty Direct NY</b> <input type="checkbox"/> <input checked="" type="checkbox"/>													
Single	\$897.57	38%	\$350.00	2	\$700.00	\$1,005.28	50	<input type="checkbox"/>	\$500.00	<input checked="" type="checkbox"/>	\$500.00	\$505.28	▲ 12.00%
Couple	\$1,840.47	19%	\$350.00	0	\$0.00	\$2,146.73	47	<input type="checkbox"/>	\$1,000.00	<input checked="" type="checkbox"/>	\$1,000.00	\$1,146.73	▲ 16.64%
Single Parent	\$1,549.20	22%	\$350.00	0	\$0.00	\$1,806.99	55	<input type="checkbox"/>	\$1,000.00	<input checked="" type="checkbox"/>	\$1,000.00	\$806.99	▲ 16.64%
Family	\$2,707.05	12%	\$350.00	0	\$0.00	\$3,343.41	45	<input type="checkbox"/>	\$1,500.00	<input checked="" type="checkbox"/>	\$1,500.00	\$1,843.41	▲ 23.50%
<b>▼ Plan 02 Oxford Liberty POS NY</b> <input type="checkbox"/> <input checked="" type="checkbox"/>													
Single	\$897.57	31%	\$350.00	0	\$0.00	\$964.88	41	<input type="checkbox"/>	\$500.00	<input checked="" type="checkbox"/>	\$500.00	\$725.91	▲ 7.50%
Couple	\$1,840.47	15%	\$350.00	1	\$350.00	\$1,978.50	40	<input type="checkbox"/>	\$1,000.00	<input checked="" type="checkbox"/>	\$1,000.00	\$1,518.40	▲ 7.50%
Single Parent	\$1,549.20	18%	\$350.00	0	\$0.00	\$1,665.39	48	<input type="checkbox"/>	\$1,000.00	<input checked="" type="checkbox"/>	\$1,000.00	\$1,092.91	▲ 7.50%
Family	\$2,707.05	10%	\$350.00	0	\$0.00	\$2,910.08	41	<input type="checkbox"/>	\$1,500.00	<input checked="" type="checkbox"/>	\$1,500.00	\$2,157.12	▲ 7.50%
<b>▼ Plan 03 Oxford Freedom EPO NY</b> <input type="checkbox"/> <input checked="" type="checkbox"/>													
Single	\$1,252.15	27%	\$0.00	0	\$0.00	\$1,346.06	37	<input type="checkbox"/>	\$500.00	<input checked="" type="checkbox"/>	\$500.00	\$902.41	▲ 7.50%
Couple	\$1,840.47	13%	\$0.00	1	\$350.00	\$1,978.50	35	<input type="checkbox"/>	\$1,000.00	<input checked="" type="checkbox"/>	\$1,000.00	\$1,874.93	▲ 7.50%

# CREATING DIFFERENT MODELS



- Dashboard
- Full Rate Benefits Menus
- Benefits Employee Menus
- User Guide

Home

Model Version 1

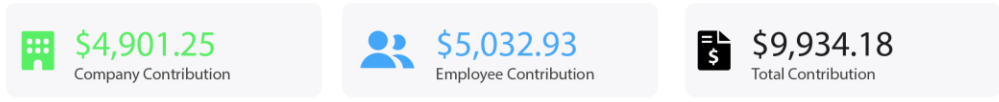
Created by Betty Benefits

Create New Contribution Model

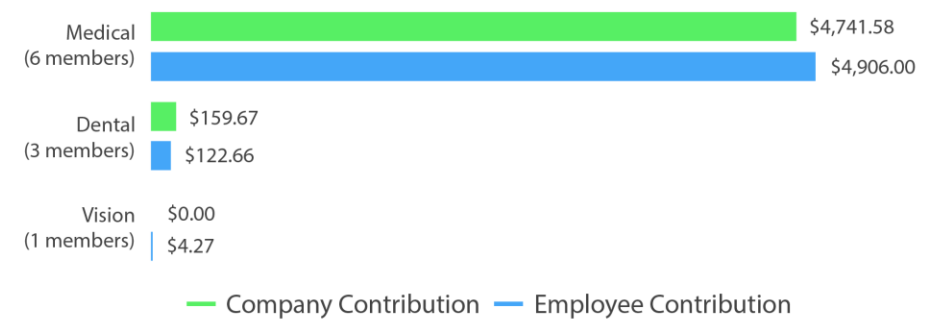
**Benefit Rep:** Betty Benefits    **Email:** BenefitsDemo@prestigepeo.com    **Ph:** 516-555-1234

**Sales Rep:** Demo Payroll    **Email:** SalesDemo@prestigepeo.com    **Ph:** 516-555-1234

Current Benefits Cost Per Month



Total costs

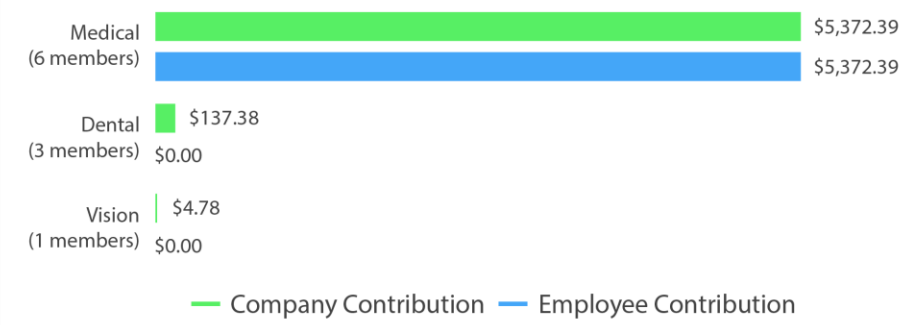


Projected Benefits Cost Per Month

Edit Contribution Model



Total costs



Class Name	Medical Employee Count	Dental Employee Count	Vision Employee Count	Current Total Employer Cost	Estimated Renewal Total Employer Cost	Status
OWNERS	2	1	0	\$3,225.18	\$1,603.87	Completed
SUPERVISORS	1	0	0	\$626.07	\$1,161.62	Completed





- Dashboard
- Full Rate Benefits Menus
- Benefits Employee Menus
- User Guide

Home

Model Version 1

Created by Betty Benefits

Create New Contribution Model

**Benefit Rep:** Betty Benefits    **Email:** BenefitsDemo@prestigepeo.com    **Ph:** 516-555-1234

**Sales Rep:** Demo Payroll    **Email:** SalesDemo@prestigepeo.com    **Ph:** 516-555-1234

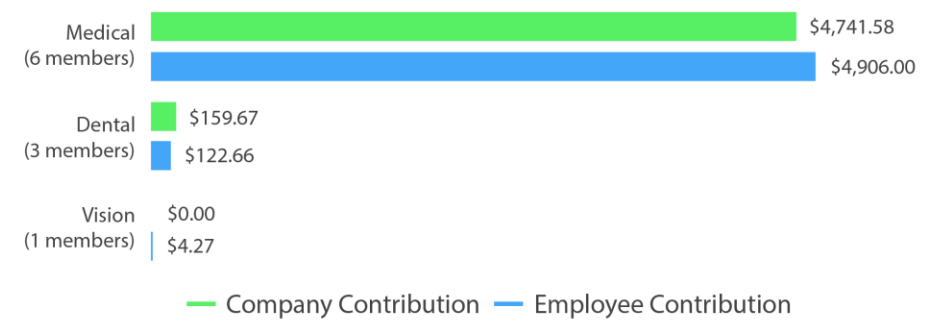
Current Benefits Cost Per Month

**\$4,901.25**  
Company Contribution

**\$5,032.93**  
Employee Contribution

**\$9,934.18**  
Total Contribution

Total costs



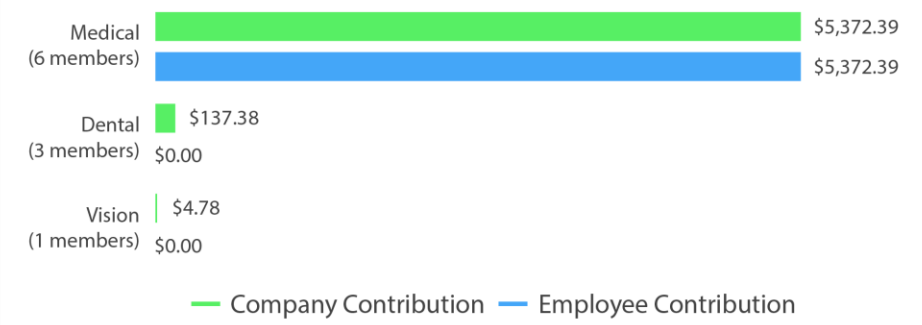
Projected Benefits Cost Per Month

**\$5,514.55** ▲13%  
Company Contribution

**\$5,372.39** ▲7%  
Employee Contribution

**\$10,886.94** ▲10%  
Total Contribution

Total costs



Edit Contribution Model

Class Name	Medical Employee Count	Dental Employee Count	Vision Employee Count	Current Total Employer Cost	Estimated Renewal Total Employer Cost	Status
OWNERS	2	1	0	\$3,225.18	\$1,603.87	Completed <span>✓</span>
SUPERVISORS	1	0	0	\$626.07	\$1,161.62	Completed <span>✓</span>



- Dashboard
- Full Rate Benefits Menus
- Benefits Employee Menus
- User Guide

[Home](#)

Model Version 1

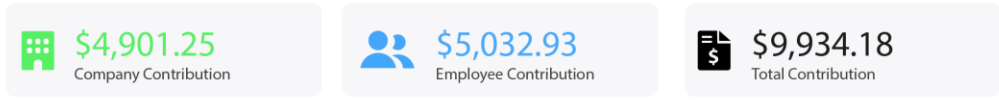
Created by Betty Benefits

Create New Contribution Model

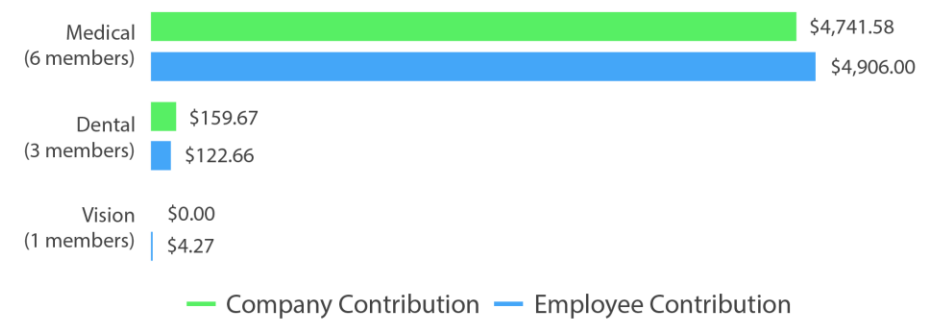
**Benefit Rep:** Betty Benefits    **Email:** BenefitsDemo@prestigepeo.com    **Ph:** 516-555-1234

**Sales Rep:** Demo Payroll    **Email:** SalesDemo@prestigepeo.com    **Ph:** 516-555-1234

**Current Benefits Cost Per Month**



**Total costs**

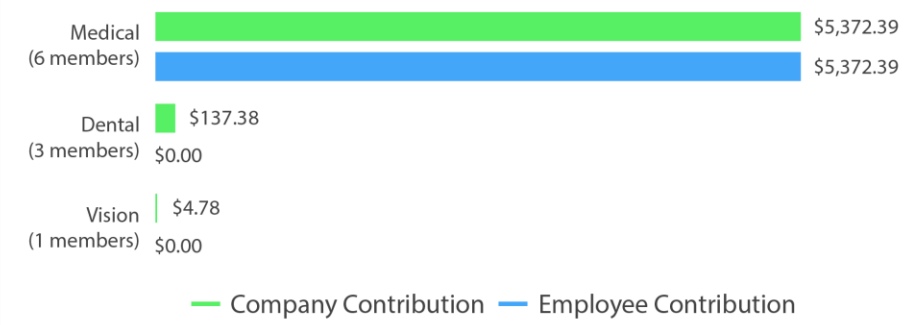


**Projected Benefits Cost Per Month**

Edit Contribution Model



**Total costs**



Class Name	Medical Employee Count	Dental Employee Count	Vision Employee Count	Current Total Employer Cost	Estimated Renewal Total Employer Cost	Status
OWNERS	2	1	0	\$3,225.18	\$1,603.87	Completed <span>✓</span>
SUPERVISORS	1	0	0	\$626.07	\$1,161.62	Completed <span>✓</span>

The background is a solid teal color with a faint, repeating pattern of hexagons. Inside these hexagons are various white icons related to healthcare and finance, including a plus sign, a heart with a pulse line, a DNA double helix, a piggy bank, a shield with a dollar sign, a bar chart, a flask, a group of people, and a first aid kit.

# REVIEWING YOUR POTENTIAL RENEWAL COSTS



Home

Model Version 1

Summary

OWNERS

SUPERVISORS

ALL EMPLOYEES

### Summary

Export

Class Name	Medical Employee Count	Dental Employee Count	Vision Employee Count	Current Total Employer Cost	Estimated Renewal Total Employer Cost	Status
OWNERS	2	1	0	\$3,225.18	\$1,603.87	Completed ✓
SUPERVISORS	1	0	0	\$626.07	\$1,161.62	Completed ✓
ALL EMPLOYEES	3	2	1	\$5,522.05	\$5,514.55	Completed ✓
<b>Total</b>	<b>6</b>	<b>3</b>	<b>1</b>	<b>\$8,752.50</b>	<b>\$8,137.88</b>	<b>3/3 Completed</b>

Submit Contribution Model



- Dashboard
- Full Rate Benefits Menus
- Benefits Employee Menus
- User Guide

Home

Model Version 1

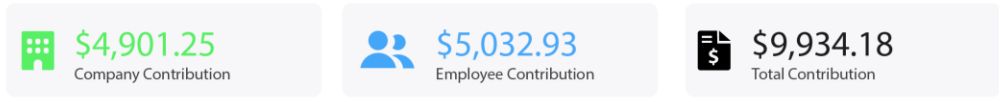
Created by Betty Benefits

Create New Contribution Model

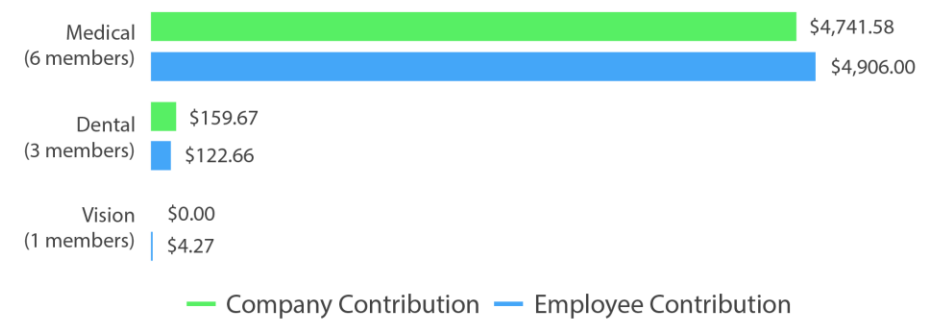
**Benefit Rep:** Betty Benefits    **Email:** BenefitsDemo@prestigepeo.com    **Ph:** 516-555-1234

**Sales Rep:** Demo Payroll    **Email:** SalesDemo@prestigepeo.com    **Ph:** 516-555-1234

Current Benefits Cost Per Month



Total costs

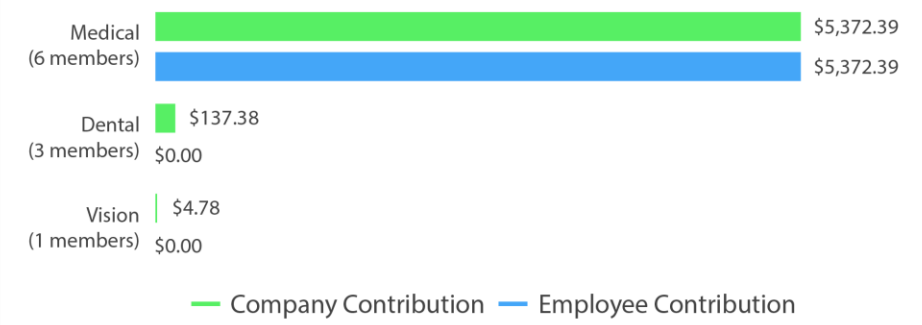


Projected Benefits Cost Per Month

Edit Contribution Model



Total costs



Class Name	Medical Employee Count	Dental Employee Count	Vision Employee Count	Current Total Employer Cost	Estimated Renewal Total Employer Cost	Status
OWNERS	2	1	0	\$3,225.18	\$1,603.87	Completed <span>✓</span>
SUPERVISORS	1	0	0	\$626.07	\$1,161.62	Completed <span>✓</span>

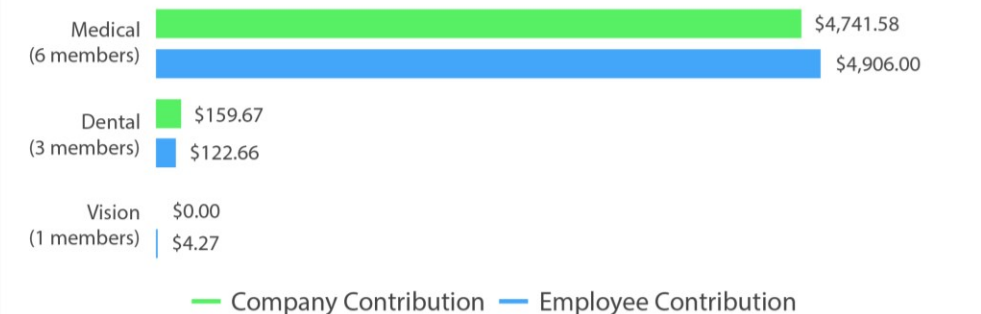
The background is a solid teal color with a faint, light-colored hexagonal grid pattern. Various medical and financial icons are scattered across the grid, including a plus sign, a heart with a pulse line, a DNA double helix, a shield with a dollar sign, a piggy bank, a flask, a bar chart, a computer monitor, and a first aid kit.

# SUBMITTING YOUR RENEWAL

**Current Benefits Cost Per Month**



**Total costs**

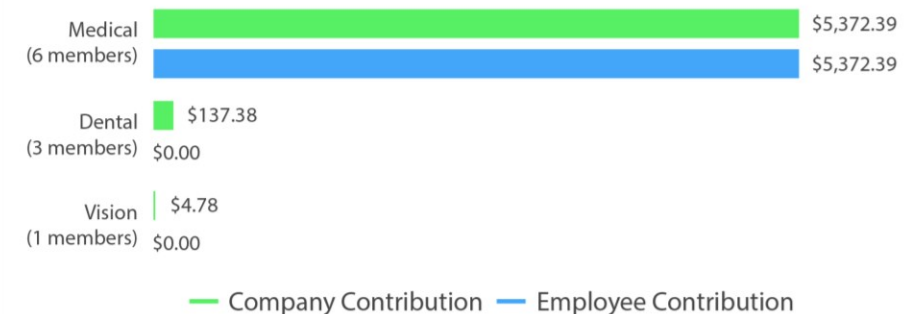


**Projected Benefits Cost Per Month**

[Edit Contribution Model](#)



**Total costs**



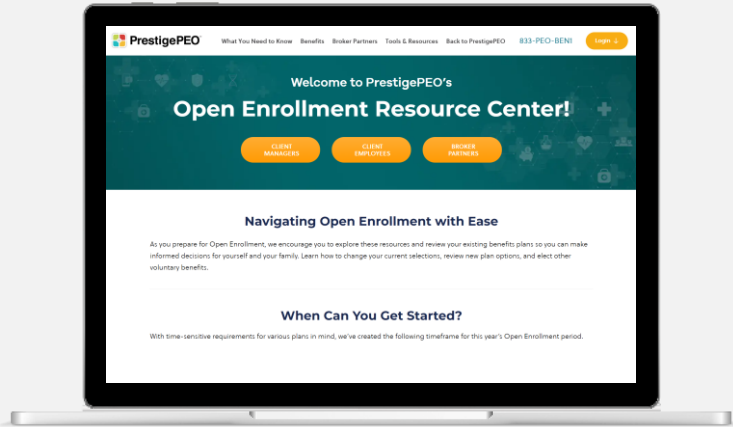
Class Name	Medical Employee Count	Dental Employee Count	Vision Employee Count	Current Total Employer Cost	Estimated Renewal Total Employer Cost	Status
OWNERS	2	1	0	\$3,225.18	\$1,603.87	Completed ✓
SUPERVISORS	1	0	0	\$626.07	\$1,161.62	Completed ✓
ALL EMPLOYEES	3	2	1	\$4,901.25	\$5,514.55	Completed ✓
<b>Total</b>	<b>6</b>	<b>3</b>	<b>1</b>	<b>\$8,752.50</b>	<b>\$8,137.88</b>	<b>3/3 Completed</b>

[Submit Contribution Model](#)

Questions / Comments / Discussion?



# PrestigePEO Communications



You can view today's presentation and video recording by visiting:

<https://www.prestigepeo.com/openenrollment>

Navigate to the client manager page.



Be on the look out for our email newsletter, **PrestigePEO Insights**



Join us on **LinkedIn, Facebook, Instagram, Twitter, and YouTube** to receive event notifications and weekly updates



Reach out to your support teams – HR and Compliance, Employee Benefits, and Payroll directly from our **PrestigeGO mobile app**

# We Are Here For You



Human Resources, Employee Benefits, and Payroll Simplified

You started your business because you had a great idea. We started our business to handle the rest.